



Coral Springs RC Track Race Day

Ser#42318

Timing and Scoring by www.RCScoringPro.com

Sponsor	Driver Name	Car	Pos	Laps	Race Time	Behind	Fast Lap	Average Top 5	Top 10	Top 15	Q#
	Lopez, Jader	3	1	12	5:20.971		25.641	25.941	26.464		1
	Perez, Luis	5	2	11	5:03.282		26.590	27.018	27.447		2
	Bellotti, Mke	6	3	11	5:07.725	4.443	26.740	26.953	27.697		3
	Reyes, Yoandy	2	4	11	5:14.713	11.431	26.991	27.426	28.153		4
	Diaz, Mke	1	5	10	5:03.346		28.295	28.633	30.335		5
	Kirby, Jamin	7	6	9	4:11.392		27.161	27.432			6
	Mennella, Mchael	4	7	6	5:33.653		25.638	26.797			7
	Gibson, Adrian	8	8	0							8

Car#	1	2	3	4	5	6	7	8	9	10
	Diaz	Reyes	Lopez	Mennella	Perez	Bellotti	Kirby	Gibson		
1.	6/28.295	7/29.494	4/27.366	1/27.102	2/27.222	3/27.298	5/27.954			
2.	7/31.205	6/28.707	1/26.082	2/28.136	4/28.810	5/30.382	3/28.048			
3.	7/28.422	6/29.634	1/25.853	2/25.638	3/26.590	5/27.495	4/27.161			
4.	7/29.766	6/28.204	1/25.641	2/26.344	3/26.963	5/27.414	4/27.360			
5.	7/28.363	6/28.362	1/26.350	2/26.765	3/27.185	5/26.740	4/28.723			
6.	6/30.364	5/26.991	1/27.954	7/199.668	2/27.784	3/26.978	4/29.509			
7.	6/28.732	5/27.061	1/26.199		2/28.467	3/26.816	4/27.817			
8.	6/29.354	5/27.927	1/27.304		2/28.009	3/30.758	4/27.590			
9.	6/31.695	5/33.184	1/25.931		2/27.131	3/26.932	4/27.230			
10.	5/37.150	4/28.062	1/28.374		2/27.720	3/27.956				
11.		4/27.087	1/26.878		2/27.401	3/28.956				
12.			1/27.039							

Coral Springs RC Track Race Day

Ser#42318

Timing and Scoring by www.RCScoringPro.com

Sponsor	Driver Name	Car	Pos	Laps	Race Time	Behind	Fast Lap	Average Top 5	Top 10	Top 15	Q#
	Schaefer, Chris	6	1	12	5:27.584		26.609	26.728	27.057		1
	Collins, Bart	8	2	11	5:00.145		25.724	26.191	26.900		2
	Perez, Luis	4	3	11	5:08.005	7.860	26.705	27.302	27.757		3
	Kretzschmar, Loren	5	4	11	5:10.326	10.181	26.515	27.248	27.886		4
	Desiderio, Franco	2	5	11	5:18.921	18.776	27.484	28.021	28.537		5
	Hutton, Jonathan	7	6	10	5:04.440		27.644	28.492	30.444		6
	Fabiani, Massimo	3	7	10	5:11.699	7.259	27.980	28.558	31.170		7
	Orell, Ed	1	8	0							8

Car# 1	2	3	4	5	6	7	8	9	10
Orell	Desiderio	Fabiani	Perez	Kretzschmar	Schaefer	Hutton	Collins		
1.	4/27.484	6/28.114	5/27.822	2/27.078	3/27.230	7/29.053	1/26.869		
2.	5/29.121	6/28.941	4/27.467	3/27.708	2/27.445	7/28.606	1/26.859		
3.	5/27.979	6/30.361	3/27.170	4/29.592	2/27.603	7/34.057	1/26.822		
4.	5/29.421	7/35.823	3/28.968	4/27.292	2/27.576	6/29.478	1/26.190		
5.	5/28.135	7/29.420	3/26.705	4/27.976	2/27.400	6/28.908	1/25.782		
6.	5/28.252	7/27.980	3/27.908	4/26.515	2/26.912	6/27.644	1/26.581		
7.	5/29.342	7/34.572	3/27.345	4/27.729	2/26.661	6/30.963	1/25.724		
8.	5/28.256	7/31.732	3/28.085	4/27.648	2/26.676	6/33.556	1/26.678		
9.	5/28.630	7/28.337	3/27.980	4/31.462	2/26.609	6/28.247	1/31.145		
10.	5/33.548	7/36.419	3/28.117	4/28.339	1/26.782	6/33.928	2/30.713		
11.	5/28.753		3/30.438	4/28.987	1/27.282		2/26.782		
12.					1/29.408				

Top Qualifiers	Qual#	Laps	Race Time (Difference)	Round	Race	Pos in Race	Fast Lap
Schaefer, Chris	1	12	5:27.584	1	2	1	26.609
Collins, Bart	2	11	5:00.145	1	2	2	25.724
Perez, Luis	3	11	5:08.005 7.860	1	2	3	26.705
Kretzschmar, Loren	4	11	5:10.326 2.321	1	2	4	26.515
Desiderio, Franco	5	11	5:18.921 8.595	1	2	5	27.484
Hutton, Jonathan	6	10	5:04.440	1	2	6	27.644
Fabiani, Massimo	7	10	5:11.699 7.259	1	2	7	27.980
Orell, Ed	8	0		1	2	8	

E-buggy

Top Qualifier is Schaefer, Chris 12/5:27.584 (Rnd 1)

Round 1

3

Coral Springs RC Track Race Day

Ser#42318

Timing and Scoring by www.RCScoringPro.com

Sponsor	Driver Name	Car	Pos	Laps	Race Time	Behind	Fast Lap	Average Top 5	Top 10	Top 15	Q#
	Mennella, Mchael	8	1	11	5:00.861		25.541	26.129	27.138		3
	Johnston, Richard	4	2	11	5:20.978	20.117	28.148	28.394	28.999		7
	Davis, Teddy	5	3	11	5:29.664	28.803	28.652	28.945	29.348		8
	Souza, Cesar	3	4	10	5:00.261		28.349	28.919	30.026		9
	Diaz, Mke	6	5	10	5:04.471	4.210	29.246	29.504	30.447		11
	Allen, Tom	7	6	10	5:20.080	19.819	27.514	28.132	32.008		13
	Merrill, James	1	7	10	5:25.580	25.319	30.696	30.935	32.558		14
	Gibson, Adrian	9	8	9	5:14.247		32.420	33.200			15
	Brown, Bruce	2	9	5	3:16.039		32.341	39.208			16

Car#	1	2	3	4	5	6	7	8	9	10
	Merrill	Brown	Souza	Johnston	Davis	Diaz	Allen	Mennella	Gibson	
1.	7/31.484	8/32.341	6/29.929	5/29.903	3/28.652	4/29.535	2/28.331	1/26.877	9/36.879	
2.	6/30.861	9/54.224	5/29.557	4/28.977	2/29.095	7/35.521	3/29.983	1/25.761	8/38.134	
3.	6/31.428	9/36.927	5/28.503	3/28.378	2/28.662	7/29.613	4/29.631	1/29.476	8/36.441	
4.	6/43.766	9/38.993	4/35.312	3/28.240	2/29.071	5/30.260	7/54.532	1/29.179	8/35.181	
5.	6/31.982	9/33.554	4/29.542	2/28.648	3/29.633	5/29.246	7/28.851	1/27.363	8/36.791	
6.	7/30.696		4/29.407	2/28.797	3/36.182	5/30.802	6/27.514	1/28.875	8/32.420	
7.	7/30.844		4/28.792	2/30.984	3/29.501	5/30.138	6/28.274	1/27.056	8/33.183	
8.	7/32.246		3/28.349	2/30.699	4/29.508	5/29.316	6/27.689	1/28.267	8/32.538	
9.	7/31.149		3/30.042	2/29.649	4/29.244	5/29.812	6/31.874	1/26.717	8/32.680	
10.	7/31.124		4/30.828	2/28.148	3/29.709	5/30.228	6/33.401	1/25.749		
11.				2/28.555	3/30.407			1/25.541		

Top Qualifiers	Qual#	Laps	Race Time (Difference)	Round	Race	Pos in Race	Fast Lap
Schaefer, Chris	1	12	5:27.584	1	2	1	26.609
Collins, Bart	2	11	5:00.145	1	2	2	25.724
Mennella, Michael	3	11	5:00.861 0.716	1	3	1	25.541
Perez, Luis	4	11	5:08.005 7.144	1	2	3	26.705
Kretzschmar, Loren	5	11	5:10.326 2.321	1	2	4	26.515
Desiderio, Franco	6	11	5:18.921 8.595	1	2	5	27.484
Johnston, Richard	7	11	5:20.978 2.057	1	3	2	28.148
Davis, Teddy	8	11	5:29.664 8.686	1	3	3	28.652
Souza, Cesar	9	10	5:00.261	1	3	4	28.349
Hutton, Jonathan	10	10	5:04.440 4.179	1	2	6	27.644



Coral Springs RC Track Race Day

Ser#42318

Timing and Scoring by www.RCScoringPro.com

Sponsor	Driver Name	Car	Pos	Laps	Race Time	Behind	Fast Lap	Average Top 5	Top 10	Top 15	Q#
	Torres, Amaury	5	1	11	5:24.903		27.206	27.842	29.204		1
	Fabiani, Massimo	9	2	10	5:07.185		28.231	28.776	30.718		2
	Baio, Joe	8	3	10	5:15.054	7.869	28.819	29.555	31.505		3
	Prine, Greg	1	4	10	5:15.209	8.024	29.494	30.213	31.521		4
	Orell, Ed	4	5	10	5:16.333	9.148	29.179	30.347	31.633		5
	Prine, Jordan	7	6	10	5:16.509	9.324	28.799	29.632	31.651		6
	Leal, Silvo	11	7	9	5:01.432		30.739	31.623			7
	Vega, Laz	2	8	9	5:08.026	6.594	30.884	32.252			8
	Souza, Cesar	6	9	9	5:22.986	21.554	27.399	27.890			9
	Hancock, John	10	10	9	5:23.065	21.633	30.671	32.736			10
	Torres, Julian	3	11	6	4:05.412		32.812	37.863			11

Car#	1	2	3	4	5	6	7	8	9	10
	Prine	Vega	Torres	Orell	Torres	Souza	Prine	Baio	Fabiani	Hancock
1.	4/29.911	8/33.283	9/36.767	6/31.064	2/28.850	1/28.165	3/29.191	7/31.336	5/30.597	11/40.815
2.	4/34.304	6/34.313	9/36.972	2/31.238	1/30.466	11/90.394	5/38.309	7/36.533	3/32.968	10/33.047
3.	3/30.114	6/30.884	9/32.812	4/34.070	1/31.665	11/31.074	7/31.491	5/28.840	2/28.701	8/30.671
4.	3/33.395	7/35.528	9/35.781	4/33.236	1/27.206	11/28.211	6/31.323	2/30.408	5/38.045	8/32.249
5.	4/31.685	7/34.970	10/56.097	6/34.778	1/27.560	11/27.399	5/33.110	3/32.215	2/28.266	9/38.693
6.	4/31.957	7/32.663	11/46.983	5/30.429	1/31.687	10/33.452	6/34.115	3/31.137	2/30.580	9/33.528
7.	4/32.131	7/31.534		5/30.547	1/27.290	10/27.928	6/30.736	3/29.504	2/28.231	9/37.989
8.	4/32.359	8/41.956		5/30.517	1/28.302	10/28.616	6/29.641	3/30.202	2/29.811	9/41.887
9.	3/29.494	8/32.895		6/31.275	1/29.311	9/27.747	5/28.799	4/36.060	2/28.872	10/34.186
10.	4/29.859			5/29.179	1/32.864		6/29.794	3/28.819	2/31.114	
11.					1/29.702					

Car#	11	12	13	14	15	16	17	18	19	20
	Leal									
1.	10/36.865									
2.	8/34.773									
3.	10/37.071									
4.	10/33.733									
5.	8/31.271									
6.	8/30.739									
7.	8/31.071									
8.	7/31.301									
9.	7/34.608									
10.										
11.										

Top Qualifiers	Qual#	Laps	Race Time (Difference)	Round	Race	Pos in Race	Fast Lap
Torres, Amaury	1	11	5:24.903	1	4	1	27.206
Fabiani, Massimo	2	10	5:07.185	1	4	2	28.231
Baio, Joe	3	10	5:15.054	7.869	1	4	28.819
Prine, Greg	4	10	5:15.209	0.155	1	4	29.494
Orell, Ed	5	10	5:16.333	1.124	1	4	29.179
Prine, Jordan	6	10	5:16.509	0.176	1	4	28.799
Leal, Silvo	7	9	5:01.432		1	4	30.739
Vega, Laz	8	9	5:08.026	6.594	1	4	30.884
Souza, Cesar	9	9	5:22.986	14.96	1	4	27.399
Hancock, John	10	9	5:23.065	0.079	1	4	30.671



Coral Springs RC Track Race Day

Ser#42318

Timing and Scoring by www.RCScoringPro.com

Sponsor	Driver Name	Car	Pos	Laps	Race Time	Behind	Fast Lap	Average Top 5	Top 10	Top 15	Q#
	Kretzschmar, Loren	9	1	11	5:08.682		26.476	27.032	27.765		1
	Chavez, Daniel	2	2	11	5:21.713	13.031	25.322	25.875	27.578		2
	Torres, Amaury	4	3	11	5:32.622	23.940	27.095	27.551	29.272		3
	Fales, Justin	3	4	11	6:10.797	62.115	25.376	25.919	26.655		4
	Orell, Ed	5	5	10	5:08.794		27.930	28.710	30.879		5
	Correchel, Jose	6	6	9	5:01.130		30.562	31.572			6
	Cooper, Jared	7	7	6	5:12.695		30.276	37.488			7
	Reyes, Jaron	8	8	0							8
	Arbucias, Ubaldo "Waldo"	1	9	0							9

Car#	1	2	3	4	5	6	7	8	9	10
	Arbucias	Chavez	Fales	Torres	Orell	Correchel	Cooper	Reyes	Kretzschmar	
1.		2/25.996	1/25.920	4/27.983	5/28.201	7/32.723	6/30.276		3/27.293	
2.		2/28.417	1/26.513	3/27.904	5/29.133	7/37.711	6/38.209		4/29.586	
3.		4/30.523	1/27.529	3/28.426	5/27.930	6/34.504	7/42.889		2/26.476	
4.		2/25.887	1/26.057	4/27.658	5/31.213	6/33.128	7/125.254		3/27.545	
5.		2/26.744	1/26.958	3/27.095	5/34.687	6/33.267	7/45.140		4/31.035	
6.		2/25.747	1/26.951	3/29.354	5/29.277	6/37.787	7/30.927		4/29.345	
7.		2/28.049	1/25.727	4/39.898	5/32.171	6/30.562			3/27.107	
8.		2/26.425	1/27.721	4/27.113	5/29.010	6/30.722			3/28.402	
9.		2/25.322	1/27.794	4/29.134	5/37.729	6/30.726			3/26.903	
10.		3/45.930	1/25.376	4/32.305	5/29.443				2/27.611	
11.		2/32.673	4/104.251	3/35.752					1/27.379	

Top Qualifiers		Qual#	Laps	Race Time (Difference)		Round	Race	Pos in Race	Fast Lap
	Kretzschmar, Loren	1	11	5:08.682		1	5	1	26.476
	Chavez, Daniel	2	11	5:21.713	13.03	1	5	2	25.322
	Torres, Amaury	3	11	5:32.622	10.90	1	5	3	27.095
	Fales, Justin	4	11	6:10.797	38.17	1	5	4	25.376
	Orell, Ed	5	10	5:08.794		1	5	5	27.930
	Correchel, Jose	6	9	5:01.130		1	5	6	30.562
	Cooper, Jared	7	6	5:12.695		1	5	7	30.276
	Reyes, Jaron	8	0			1	5	8	
	Arbucias, Ubaldo "Waldo"	8	0		0.000	1	5	9	

13.5 4WD Buggy

Round 1



Coral Springs RC Track Race Day

Ser#42318

Timing and Scoring by www.RCScoringPro.com

Sponsor	Driver Name	Car	Pos	Laps	Race Time	Behind	Fast Lap	Average Top 5	Top 10	Top 15	Q#
	Allen, Tom	1	1	12	5:16.038		25.327	25.565	25.944		1
	Morales, Fred	4	2	12	5:17.068	1.030	25.297	25.521	25.915		2
	Prine, Jordan	3	3	11	5:18.947		27.073	27.309	28.532		3
	Prine, Greg	2	4	11	5:23.577	4.630	26.791	27.610	28.937		4

Car#	1	2	3	4	5	6	7	8	9	10
	Allen	Prine	Prine	Morales						
1.	2/25.679	3/26.956	4/31.664	1/25.481						
2.	1/26.035	3/33.252	4/28.559	2/26.408						
3.	1/25.327	4/27.817	3/27.395	2/25.684						
4.	1/25.717	4/34.202	3/27.551	2/25.339						
5.	1/26.128	4/29.197	3/27.073	2/26.068						
6.	1/25.927	4/26.791	3/27.634	2/26.806						
7.	1/25.476	4/27.845	3/29.958	2/25.943						
8.	1/26.948	4/28.642	3/30.962	2/29.383						
9.	1/29.478	3/29.680	4/33.625	2/28.534						
10.	1/25.624	4/29.784	3/27.384	2/26.320						
11.	1/27.124	4/29.411	3/27.142	2/25.297						
12.	1/26.575			2/25.805						

Top Qualifiers	Qual#	Laps	Race Time (Difference)	Round	Race	Pos in Race	Fast Lap
Allen, Tom	1	12	5:16.038	1	6	1	25.327
Morales, Fred	2	12	5:17.068 1.030	1	6	2	25.297
Prine, Jordan	3	11	5:18.947	1	6	3	27.073
Prine, Greg	4	11	5:23.577 4.630	1	6	4	26.791



Coral Springs RC Track Race Day

Ser#42318

Timing and Scoring by www.RCScoringPro.com

Sponsor	Driver Name	Car	Pos	Laps	Race Time	Behind	Fast Lap	Average Top 5	Top 10	Top 15	Q#
	Diaz, Reuben	5	1	12	5:26.930		26.653	26.827	27.076		1
	Cooper, Jared	4	2	11	5:00.186		26.352	26.807	27.198		2
	Orell, Ed	3	3	10	5:02.036		28.873	29.038	30.204		3
	Hutton, Jonathan	1	4	10	5:23.690	21.654	28.257	28.737	32.369		4
	Delfino, Scott	2	5	3	5:10.746		28.171				5


Car#	1	2	3	4	5	6	7	8	9	10
	Hutton	Delfino	Orell	Cooper	Diaz					
1.	4/35.294	5/254.181	3/32.029	2/27.873	1/27.358					
2.	4/29.098	5/28.171	3/30.886	1/26.352	2/27.237					
3.	4/28.747	5/28.394	3/29.049	1/27.331	2/27.002					
4.	4/38.258		3/29.297	1/27.175	2/27.590					
5.	4/28.257		3/28.873	1/27.218	2/27.099					
6.	4/28.351		3/28.904	1/26.675	2/27.265					
7.	4/29.234		3/33.720	1/27.535	2/28.581					
8.	4/32.739		3/29.673	1/26.617	2/26.705					
9.	4/41.832		3/29.066	1/27.662	2/27.184					
10.	4/31.880		3/30.539	1/28.206	2/26.675					
11.				2/27.542	1/26.653					
12.					1/27.581					

Top Qualifiers	Qual#	Laps	Race Time (Difference)	Round	Race	Pos in Race	Fast Lap
Diaz, Reuben	1	12	5:26.930	1	7	1	26.653
Cooper, Jared	2	11	5:00.186	1	7	2	26.352
Orell, Ed	3	10	5:02.036	1	7	3	28.873
Hutton, Jonathan	4	10	5:23.690 21.65	1	7	4	28.257
Delfino, Scott	5	3	5:10.746	1	7	5	28.171

Coral Springs RC Track Race Day

Ser#42318

Timing and Scoring by www.RCScoringPro.com

Sponsor	Driver Name	Car	Pos	Laps	Race Time	Behind	Fast Lap	Average Top 5	Top 10	Top 15	Q#
	Diaz, Reuben	2	1	12	5:21.832		25.995	26.240	26.444		1
	Mbrales, Fred	7	2	12	5:22.502	0.670	25.916	26.174	26.412		2
	Kubilus, Alex	4	3	11	5:06.222		26.188	26.573	27.290		3
	Vega, Laz	8	4	11	5:10.503	4.281	27.272	27.687	28.122		4
	Chavez, Daniel	5	5	11	5:15.098	8.876	25.838	26.439	27.989		5
	Applegate, Mke	3	6	11	5:19.717	13.495	25.812	26.698	28.244		6
	Jacobs, Rick	9	7	11	5:23.014	16.792	27.727	28.514	29.123		7
	Hutton, Jonathan	10	8	11	5:26.930	20.708	27.948	28.667	29.275		8
	Lopez, Jader	6	9	6	2:39.206		25.803	26.108			9
	Jones, William	1	10	0							10

Car#	1	2	3	4	5	6	7	8	9	10
	Jones	Diaz	Applegate	Kubilus	Chavez	Lopez	Morales	Vega	Jacobs	Hutton
1.		4/26.798	1/25.812	5/26.901	7/27.972	2/26.064	3/26.501	6/27.793	8/28.247	9/29.309
2.		6/28.039	3/27.695	5/27.120	4/25.838	1/27.004	2/26.909	7/28.069	8/29.873	9/34.181
3.		3/29.350	5/32.154	7/33.324	8/35.203	1/25.832	2/28.580	4/29.278	6/29.151	9/29.814
4.		2/26.305	6/29.050	5/27.087	8/31.090	1/25.839	3/29.801	4/29.007	7/27.727	9/29.644
5.		2/27.207	8/37.276	6/31.866	7/29.567	1/28.664	3/26.598	4/27.374	5/30.133	9/29.142
6.		2/26.390	7/26.619	5/27.059	8/29.433	1/25.803	3/26.237	4/27.927	6/29.608	9/29.966
7.		1/26.441	7/27.446	4/26.677	6/26.612		2/26.039	3/28.329	5/29.154	8/29.702
8.		2/26.336	7/32.382	4/26.689	6/29.637		1/25.916	3/27.272	5/29.289	8/28.379
9.		1/26.291	7/27.668	4/26.720	5/26.488		2/26.772	3/28.205	6/29.756	8/30.288
10.		1/26.407	7/26.686	3/26.591	5/26.953		2/26.390	4/28.447	6/28.290	8/28.557
11.		1/26.273	6/26.929	3/26.188	5/26.305		2/26.286	4/28.802	7/31.786	8/27.948
12.		1/25.995					2/26.473			

Top Qualifiers	Qual#	Laps	Race Time (Difference)	Round	Race	Pos in Race	Fast Lap
Diaz, Reuben	1	12	5:21.832	1	8	1	25.995
Morales, Fred	2	12	5:22.502 0.670	1	8	2	25.916
Kubilus, Alex	3	11	5:06.222	1	8	3	26.188
Vega, Laz	4	11	5:10.503 4.281	1	8	4	27.272
Chavez, Daniel	5	11	5:15.098 4.595	1	8	5	25.838
Applegate, Mike	6	11	5:19.717 4.619	1	8	6	25.812
Jacobs, Rick	7	11	5:23.014 3.297	1	8	7	27.727
Hutton, Jonathan	8	11	5:26.930 3.916	1	8	8	27.948
Lopez, Jader	9	6	2:39.206	1	8	9	25.803
Jones, William	10	0		1	8	10	

2WD Modified Buggy

Round 1



Coral Springs RC Track Race Day

Ser#42318

Timing and Scoring by www.RCScoringPro.com

Sponsor	Driver Name	Car	Pos	Laps	Race Time	Behind	Fast Lap	Average Top 5	Top 10	Top 15	Q#
	Fales, Justin	2	1	12	5:10.400		24.515	25.171	25.577		1
	Delfino, Scott	4	2	11	5:15.266		27.154	27.392	28.224		2
	Souza, Cesar	3	3	11	5:19.869	4.603	26.795	27.820	28.819		3
	Correchel, Jose	1	4	9	5:09.363		28.682	30.279			4

Car#	1	2	3	4	5	6	7	8	9	10
	Correchel	Fales	Souza	Delfino						
1.	4/30.168	1/26.040	3/29.355	2/27.154						
2.	4/35.222	1/25.617	3/28.619	2/27.332						
3.	4/32.554	1/24.515	3/27.941	2/28.684						
4.	4/34.190	1/26.221	3/31.683	2/28.542						
5.	4/29.496	1/25.725	3/28.211	2/28.565						
6.	4/38.719	1/26.309	3/28.504	2/33.024						
7.	4/30.493	1/27.535	3/27.647	2/27.319						
8.	4/28.682	1/25.285	3/31.389	2/27.697						
9.	4/49.839	1/25.231	3/28.526	2/31.784						
10.		1/25.545	3/31.199	2/27.706						
11.		1/27.099	3/26.795	2/27.459						
12.		1/25.278								

Top Qualifiers	Qual#	Laps	Race Time (Difference)	Round	Race	Pos in Race	Fast Lap
Fales, Justin	1	12	5:10.400	1	9	1	24.515
Delfino, Scott	2	11	5:15.266	1	9	2	27.154
Souza, Cesar	3	11	5:19.869 4.603	1	9	3	26.795
Correchel, Jose	4	9	5:09.363	1	9	4	28.682

Nitro Buggy

Top Qualifier is Lopez, Jader 12/5: 20.971 (Rnd 1)

Round 2

1

Coral Springs RC Track Race Day

Ser#42318

Timing and Scoring by www.RCScoringPro.com

Sponsor	Driver Name	Car	Pos	Laps	Race Time	Behind	Fast Lap	Average Top 5	Top 10	Top 15	Q#
	Lopez, Jader	3	1	12	5:04.450		23.831	24.036	24.317		1
	Perez, Luis	5	2	12	5:24.080	19.630	25.020	25.487	26.194		2
	Reyes, Yoandy	2	3	11	5:01.404		24.543	25.663	27.053		3
	Kirby, Jamin	7	4	11	5:02.993	1.589	25.843	26.429	27.250		4
	Diaz, Mke	1	5	11	5:37.105	35.701	25.971	27.192	29.787		6
	Bellotti, Mke	6	6	7	2:57.432		24.815	25.086			5
	Mennella, Mchael	4	7	7	3:10.319	12.887	25.243	26.251			7
	Gibson, Adrian	8	8	0							

Car#	1	2	3	4	5	6	7	8	9	10
	Diaz	Reyes	Lopez	Mennella	Perez	Bellotti	Kirby	Gibson		
1.	6/27.718	4/27.008	1/24.534	7/30.213	3/26.777	2/25.210	5/27.479			
2.	6/26.831	4/26.398	1/23.831	7/27.281	3/25.418	2/25.280	5/26.379			
3.	6/30.086	4/26.521	1/24.135	7/28.852	3/25.837	2/25.619	5/30.495			
4.	5/26.604	2/26.260	3/34.983	6/25.243	4/30.413	1/26.383	7/28.659			
5.	7/31.824	2/24.543	3/24.377	5/26.976	4/25.873	1/24.950	6/26.683			
6.	7/25.971	3/30.099	2/24.715	5/26.061	4/26.921	1/25.175	6/26.269			
7.	7/39.231	4/29.097	2/24.152	5/25.693	3/25.020	1/24.815	6/26.969			
8.	5/30.328	3/24.593	1/24.972		2/25.593		4/28.240			
9.	5/28.837	3/29.346	1/26.296		2/31.729		4/27.888			
10.	5/30.556	3/26.660	1/23.859		2/25.618		4/28.089			
11.	5/39.119	3/30.879	1/24.393		2/29.094		4/25.843			
12.			1/24.203		2/25.787					

Top Qualifiers	Qual#	Laps	Race Time (Difference)	Round	Race	Pos in Race	Fast Lap
Lopez, Jader	1	12	5:04.450	2	1	1	23.831
Perez, Luis	2	12	5:24.080 19.63	2	1	2	25.020
Reyes, Yoandy	3	11	5:01.404	2	1	3	24.543
Kirby, Jamin	4	11	5:02.993 1.589	2	1	4	25.843
Bellotti, Mike	5	11	5:07.725 4.732	1	1	3	26.740
Diaz, Mike	6	11	5:37.105 29.38	2	1	5	25.971
Mennella, Michael	7	7	3:10.319	2	1	7	25.243
Gibson, Adrian	8	0		1	1	8	

Top Qualifier is Schaefer, Chris 12/5: 27.584 (Rnd 1)



Coral Springs RC Track Race Day

Ser#42318

Timing and Scoring by www.RCScoringPro.com

Sponsor	Driver Name	Car	Pos	Laps	Race Time	Behind	Fast Lap	Average Top 5	Top 10	Top 15	Q#
	Perez, Luis	4	1	12	5:03.391		24.632	24.823	25.099		1
	Collins, Bart	8	2	12	5:10.472	7.081	23.903	24.490	25.378		2
	Kretzschmar, Loren	5	3	12	5:17.808	14.417	25.187	25.609	25.891		3
	Schaefer, Chris	6	4	11	5:01.089		24.798	25.634	26.943		4
	Desiderio, Franco	2	5	11	5:18.854	17.765	26.419	26.936	28.321		6
	Fabiani, Massimo	3	6	11	5:18.996	17.907	27.016	27.500	28.425		7
	Orell, Ed	1	7	10	5:14.007		27.288	28.437	31.401		13
	Hutton, Jonathan	7	8	10	5:17.081	3.074	25.743	27.476	31.708		11

Car#	1	2	3	4	5	6	7	8	9	10
	Orell	Desiderio	Fabiani	Perez	Kretzschmar	Schaefer	Hutton	Collins		
1.	6/29.310	7/30.977	3/27.203	1/25.793	2/26.182	8/31.660	5/27.427	4/27.419		
2.	3/27.288	7/27.862	4/29.450	1/24.751	6/32.142	5/25.779	8/32.819	2/24.977		
3.	7/32.841	6/26.649	5/27.854	1/24.702	4/25.938	3/26.541	8/36.382	2/28.742		
4.	8/33.764	5/28.176	6/34.741	1/26.467	4/25.615	3/25.293	7/25.743	2/25.996		
5.	7/28.815	6/35.648	5/27.996	1/25.937	3/25.187	4/27.234	8/44.220	2/25.637		
6.	8/42.502	6/30.527	5/30.388	1/24.856	3/25.981	4/24.798	7/27.628	2/24.442		
7.	7/29.521	6/27.210	5/27.925	1/24.632	3/26.757	4/30.998	8/30.087	2/27.948		
8.	7/28.799	5/26.540	6/29.456	1/25.227	3/25.594	4/29.987	8/33.589	2/25.689		
9.	7/27.973	6/28.688	5/27.016	1/25.315	3/25.710	4/26.366	8/26.497	2/23.903		
10.	7/33.194	6/30.158	5/29.467	1/25.242	3/26.086	4/25.932	8/32.689	2/26.590		
11.		5/26.419	6/27.500	1/25.174	3/26.562	4/26.501		2/25.049		
12.				1/25.295	3/26.054			2/24.080		

Top Qualifiers	Qual#	Laps	Race Time (Difference)		Round	Race	Pos in Race	Fast Lap
Perez, Luis	1	12	5:03.391		2	2	1	24.632
Collins, Bart	2	12	5:10.472	7.081	2	2	2	23.903
Kretzschmar, Loren	3	12	5:17.808	7.336	2	2	3	25.187
Schaefer, Chris	4	12	5:27.584	9.776	1	2	1	26.609
Mennella, Michael	5	11	5:00.861		1	3	1	25.541
Desiderio, Franco	6	11	5:18.854	17.99	2	2	5	26.419
Fabiani, Massimo	7	11	5:18.996	0.142	2	2	6	27.016
Johnston, Richard	8	11	5:20.978	1.982	1	3	2	28.148
Davis, Teddy	9	11	5:29.664	8.686	1	3	3	28.652
Souza, Cesar	10	10	5:00.261		1	3	4	28.349

E-buggy

Top Qualifier is Perez, Luis 12/5: 03.391 (Rnd 2)

Round 2

3

Coral Springs RC Track Race Day

Ser#42318

Timing and Scoring by www.RCScoringPro.com

Sponsor	Driver Name	Car	Pos	Laps	Race Time	Behind	Fast Lap	Average Top 5	Top 10	Top 15	Q#
	Mennella, Mchael	8	1	12	5:05.479		24.779	25.024	25.303		2
	Souza, Cesar	3	2	11	5:06.060		25.565	26.156	27.283		6
	Diaz, Mke	6	3	11	5:12.907	6.847	27.200	27.545	28.011		7
	Davis, Teddy	5	4	11	5:13.676	7.616	27.138	27.687	28.317		8
	Johnston, Richard	4	5	11	5:25.728	19.668	28.133	28.702	29.399		11
	Brown, Bruce	2	6	9	5:08.452		30.780	32.168			16
	Merrill, James	1	7	6	2:55.617		28.027	28.907			15
	Gibson, Adrian	9	8	4	2:27.132		31.214				17
	Allen, Tom	7	9	3	1:22.471		26.610				14

Car#	1	2	3	4	5	6	7	8	9	10
	Merrill	Brown	Souza	Johnston	Davis	Diaz	Allen	Mennella	Gibson	
1.	6/29.970	7/31.651	2/27.050	8/31.735	5/29.184	4/28.070	3/27.486	1/25.445	9/36.350	
2.	5/28.027	9/37.369	4/30.489	7/31.392	6/30.510	2/27.599	3/28.375	1/25.762	8/31.214	
3.	5/28.946	8/34.434	6/30.563	7/28.433	4/27.138	3/28.668	2/26.610	1/25.833	9/37.461	
4.	4/28.655	7/39.994	6/33.234	5/28.663	3/27.819	2/27.468		1/25.677	8/42.107	
5.	4/31.082	7/30.780	5/26.434	6/29.485	3/28.798	2/27.200		1/24.929		
6.	5/28.937	7/34.272	4/27.196	6/30.270	3/28.231	2/28.369		1/25.388		
7.		6/32.420	4/26.127	5/29.045	3/27.932	2/28.240		1/25.384		
8.		6/35.817	3/25.936	5/29.237	4/28.035	2/27.835		1/26.615		
9.		6/31.715	3/25.565	5/28.133	4/30.484	2/29.035		1/25.121		
10.			2/26.717	5/29.662	4/27.569	3/32.799		1/25.639		
11.			2/26.749	5/29.673	4/27.976	3/27.624		1/24.779		
12.								1/24.907		

Top Qualifiers	Qual#	Laps	Race Time (Difference)	Round	Race	Pos in Race	Fast Lap
Perez, Luis	1	12	5:03.391	2	2	1	24.632
Mennella, Michael	2	12	5:05.479 2.088	2	3	1	24.779
Collins, Bart	3	12	5:10.472 4.993	2	2	2	23.903
Kretzschmar, Loren	4	12	5:17.808 7.336	2	2	3	25.187
Schaefer, Chris	5	12	5:27.584 9.776	1	2	1	26.609
Souza, Cesar	6	11	5:06.060	2	3	2	25.565
Diaz, Mike	7	11	5:12.907 6.847	2	3	3	27.200
Davis, Teddy	8	11	5:13.676 0.769	2	3	4	27.138
Desiderio, Franco	9	11	5:18.854 5.178	2	2	5	26.419
Fabiani, Massimo	10	11	5:18.996 0.142	2	2	6	27.016

Pro 4 Mod

Round 2

Top Qualifier is Torres, Amaury 11/5: 24.903 (Rnd 1)



Coral Springs RC Track Race Day

Ser#42318

Timing and Scoring by www.RCScoringPro.com

Sponsor	Driver Name	Car	Pos	Laps	Race Time	Behind	Fast Lap	Average Top 5	Top 10	Top 15	Q#
	Torres, Amaury	5	1	11	5:09.941		26.130	26.909	27.758		1
	Prine, Jordan	7	2	11	5:23.293	13.352	27.497	28.188	28.905		2
	Prine, Greg	1	3	10	5:00.479		27.517	28.589	30.048		3
	Souza, Cesar	6	4	10	5:02.952	2.473	26.544	28.115	30.295		4
	Baio, Joe	8	5	10	5:07.963	7.484	28.063	29.082	30.796		6
	Orell, Ed	4	6	10	5:08.497	8.018	26.613	28.462	30.850		7
	Leal, Silvo	11	7	10	5:30.425	29.946	29.062	30.866	33.043		8
	Vega, Laz	2	8	9	5:01.577		28.344	30.969			9
	Torres, Julian	3	9	8	5:22.231		32.207	38.468			11
	Fabiani, Massimo	9	10	6	2:56.932		28.050	28.838			5
	Hancock, John	10	11	0							0

Car# 1	2	3	4	5	6	7	8	9	10
Prine	Vega	Torres	Orell	Torres	Souza	Prine	Baio	Fabiani	Hancock
1. 1/27.517	7/33.895	10/41.270	6/30.184	2/27.612	3/29.638	9/34.242	4/29.865	5/30.040	
2. 2/31.374	9/36.997	10/32.207	8/38.245	1/27.181	3/29.552	5/28.837	6/36.880	4/32.744	
3. 2/28.401	9/31.046	10/44.718	8/29.577	1/26.130	3/28.867	5/30.970	7/30.731	4/28.966	
4. 2/30.660	8/32.023	10/39.723	5/26.613	1/32.349	6/39.332	4/29.228	7/32.356	3/28.143	
5. 3/32.743	8/28.344	10/43.270	5/31.992	1/27.181	6/29.645	4/28.745	7/29.489	2/28.989	
6. 3/28.317	8/35.165	10/41.524	5/28.777	1/27.080	6/29.178	4/28.219	7/29.632	2/28.050	
7. 2/29.392	8/38.248	9/41.903	4/27.161	1/27.847	5/26.544	3/29.674	6/28.970		
8. 2/29.316	8/36.323	9/37.616	5/35.297	1/27.968	4/28.910	3/28.122	6/32.720		
9. 3/32.261	8/29.536		5/30.180	1/27.263	4/34.210	2/29.400	6/28.063		
10. 3/30.498			6/30.471	1/26.973	4/27.076	2/27.497	5/29.257		
11.				1/32.357		2/28.359			

Car# 11	12	13	14	15	16	17	18	19	20
Leal									
1. 8/33.905									
2. 7/34.109									
3. 6/29.062									
4. 9/38.262									
5. 9/32.879									
6. 9/29.844									
7. 7/36.936									
8. 7/32.881									
9. 7/30.112									
10. 7/32.435									
11.									

Top Qualifiers	Qual#	Laps	Race Time (Difference)		Round	Race	Pos in Race	Fast Lap
Torres, Amaury	1	11	5:09.941		2	4	1	26.130
Prine, Jordan	2	11	5:23.293	13.35	2	4	2	27.497
Prine, Greg	3	10	5:00.479		2	4	3	27.517
Souza, Cesar	4	10	5:02.952	2.473	2	4	4	26.544
Fabiani, Massimo	5	10	5:07.185	4.233	1	4	2	28.231
Baio, Joe	6	10	5:07.963	0.778	2	4	5	28.063
Orell, Ed	7	10	5:08.497	0.534	2	4	6	26.613
Leal, Silvo	8	10	5:30.425	21.92	2	4	7	29.062
Vega, Laz	9	9	5:01.577		2	4	8	28.344
Hancock, John	10	9	5:23.065	21.48	1	4	10	30.671

4wd Mod

Round 2

Top Qualifier is Kretzschmar, Loren 11/5: 08.682 (Rnd 1)



Coral Springs RC Track Race Day

Ser#42318

Timing and Scoring by www.RCScorePro.com

Sponsor	Driver Name	Car	Pos	Laps	Race Time	Behind	Fast Lap	Average Top 5	Top 10	Top 15	Q#
	Fales, Justin	3	1	13	5:09.763		23.048	23.435	23.669		1
	Chavez, Daniel	2	2	12	5:04.153		24.648	24.728	24.890		2
	Kretzschmar, Loren	9	3	12	5:10.901	6.748	24.433	24.949	25.308		3
	Torres, Amaury	4	4	11	5:08.407		26.101	26.430	27.710		4
	Cooper, Jared	7	5	11	5:13.586	5.179	25.568	26.185	27.856		5
	Reyes, Jaron	8	6	11	5:22.347	13.940	25.870	26.544	28.636		6
	Correchel, Jose	6	7	10	5:02.128		27.958	28.583	30.213		7
	Orell, Ed	5	8	10	5:10.035	7.907	27.218	28.659	31.004		8
	Arbucias, Ubaldo "Waldo"	1	9	1	0:33.315		33.315				9

Car#	1	2	3	4	5	6	7	8	9	10
	Arbucias	Chavez	Fales	Torres	Orell	Correchel	Cooper	Reyes	Kretzschmar	
1.	9/33.315	2/25.477	1/24.059	4/26.910	5/27.691	6/28.222	7/30.472	8/31.116	3/25.634	
2.		2/24.876	1/23.978	4/26.173	7/29.534	6/27.958	5/25.696	8/29.342	3/24.947	
3.		2/24.716	1/23.828	5/30.732	6/27.218	7/29.224	4/25.568	8/26.517	3/25.197	
4.		2/24.858	1/23.676	7/30.568	8/30.201	6/28.104	4/28.144	5/26.151	3/25.680	
5.		2/24.716	1/23.313	5/26.101	8/33.693	7/34.539	4/27.340	6/31.289	3/24.433	
6.		2/25.127	1/23.648	5/27.310	8/30.974	7/30.178	4/26.317	6/29.787	3/24.961	
7.		2/25.134	1/24.120	5/26.824	6/28.651	8/32.063	4/29.457	7/35.985	3/25.929	
8.		2/24.702	1/23.492	5/31.311	7/31.823	8/30.342	4/30.294	6/25.970	3/25.615	
9.		2/24.648	1/23.881	4/28.523	8/34.348	7/29.409	5/35.024	6/32.109	3/25.480	
10.		2/25.087	1/24.512	4/27.815	8/35.902	7/32.089	5/29.269	6/28.211	3/27.205	
11.		2/29.781	1/24.440	4/26.140			5/26.005	6/25.870	3/25.209	
12.		2/25.031	1/23.768						3/30.611	
13.			1/23.048							

Top Qualifiers	Qual#	Laps	Race Time (Difference)	Round	Race	Pos in Race	Fast Lap
Fales, Justin	1	13	5:09.763	2	5	1	23.048
Chavez, Daniel	2	12	5:04.153	2	5	2	24.648
Kretzschmar, Loren	3	12	5:10.901 6.748	2	5	3	24.433
Torres, Amaury	4	11	5:08.407	2	5	4	26.101
Cooper, Jared	5	11	5:13.586 5.179	2	5	5	25.568
Reyes, Jaron	6	11	5:22.347 8.761	2	5	6	25.870
Correchel, Jose	7	10	5:02.128	2	5	7	27.958
Orell, Ed	8	10	5:08.794 6.666	1	5	5	27.930
Arbucias, Ubaldo "Waldo"	9	1	33.315	2	5	9	33.315

13.5 4WD Buggy

Round 2

Top Qualifier is Allen, Tom 12/5: 16.038 (Rnd 1)



Coral Springs RC Track Race Day

Ser#42318

Timing and Scoring by www.RCScoringPro.com

Sponsor	Driver Name	Car	Pos	Laps	Race Time	Behind	Fast Lap	Average Top 5	Top 10	Top 15	Q#
	Allen, Tom	1	1	13	5:31.685		24.847	25.093	25.438		1
	Mbrales, Fred	4	2	12	5:11.717		24.430	24.607	24.805		2
	Prine, Jordan	3	3	11	5:07.302		25.693	26.097	27.364		3
	Mbrales, Cameron	5	4	11	5:17.593	10.291	26.288	26.677	27.622		4
	Prine, Greg	2	5	5	2:27.292		25.800	29.458			5

Car#	1	2	3	4	5	6	7	8	9	10
	Allen	Prine	Prine	Morales	Morales					
1.	2/24.847	4/31.239	5/31.343	1/24.566	3/26.288					
2.	2/27.608	5/25.800	4/25.693	1/24.935	3/26.354					
3.	2/25.584	5/26.856	4/26.486	1/25.143	3/26.940					
4.	2/24.991	5/35.121	4/25.735	1/24.841	3/26.959					
5.	2/25.417	5/28.276	4/30.283	1/24.430	3/26.844					
6.	2/24.954		4/27.916	1/24.692	3/27.472					
7.	2/25.258		4/26.288	1/25.522	3/31.559					
8.	2/25.630		4/26.472	1/24.694	3/27.013					
9.	2/26.231		3/27.120	1/24.655	4/28.738					
10.	2/26.027		3/33.667	1/24.960	4/41.371					
11.	1/25.440		3/26.299	2/38.145	4/28.055					
12.	2/49.698			1/25.134						

Top Qualifiers	Qual#	Laps	Race Time (Difference)	Round	Race	Pos in Race	Fast Lap
Allen, Tom	1	13	5:31.685	2	6	1	24.847
Morales, Fred	2	12	5:11.717	2	6	2	24.430
Prine, Jordan	3	11	5:07.302	2	6	3	25.693
Morales, Cameron	4	11	5:17.593 10.29	2	6	4	26.288
Prine, Greg	5	11	5:23.577 5.984	1	6	4	26.791

Mod Truck

Round 2

Top Qualifier is Diaz, Reuben 12/5: 26.930 (Rnd 1)



Coral Springs RC Track Race Day

Ser#42318

Timing and Scoring by www.RCScoringPro.com

Sponsor	Driver Name	Car	Pos	Laps	Race Time	Behind	Fast Lap	Average Top 5	Top 10	Top 15	Q#
	Cooper, Jared	4	1	12	5:24.565		25.180	25.680	26.645		1
	Diaz, Reuben	5	2	11	5:03.289		25.313	25.536	26.433		2
	Hutton, Jonathan	1	3	11	5:09.917	6.628	26.369	27.086	27.711		3
	Delfino, Scott	2	4	11	5:10.629	7.340	26.049	26.563	27.860		4
	Orell, Ed	3	5	10	5:19.568		27.322	29.944	31.957		5

Car#	1	2	3	4	5	6	7	8	9	10
	Hutton	Delfino	Orell	Cooper	Diaz					
1.	3/28.261	5/31.823	4/29.469	2/26.029	1/25.837					
2.	2/28.186	3/27.032	4/34.600	1/28.634	5/38.963					
3.	1/26.623	3/26.822	5/31.927	2/28.811	4/25.502					
4.	2/26.369	3/26.416	5/31.034	1/25.180	4/25.485					
5.	3/32.810	2/27.911	5/31.199	1/25.830	4/31.110					
6.	2/27.977	3/32.014	5/32.333	1/25.931	4/25.787					
7.	2/27.421	4/26.963	5/35.516	1/27.426	3/25.835					
8.	3/28.708	4/32.030	5/30.694	1/28.061	2/26.823					
9.	3/28.547	4/27.002	5/27.322	1/26.148	2/25.313					
10.	3/27.354	4/26.049	5/35.474	1/25.431	2/25.595					
11.	3/27.661	4/26.567		1/29.308	2/27.039					
12.				1/27.776						

Top Qualifiers	Qual#	Laps	Race Time (Difference)	Round	Race	Pos in Race	Fast Lap
Cooper, Jared	1	12	5:24.565	2	7	1	25.180
Diaz, Reuben	2	12	5:26.930 2.365	1	7	1	26.653
Hutton, Jonathan	3	11	5:09.917	2	7	3	26.369
Delfino, Scott	4	11	5:10.629 0.712	2	7	4	26.049
Orell, Ed	5	10	5:02.036	1	7	3	28.873

2WD Stock

Top Qualifier is Diaz, Reuben 12/5: 21.832 (Rnd 1)

Round 2

8

Coral Springs RC Track Race Day

Ser#42318

Timing and Scoring by www.RCScoringPro.com

Sponsor	Driver Name	Car	Pos	Laps	Race Time	Behind	Fast Lap	Average Top 5	Top 10	Top 15	Q#
	Lopez, Jader	6	1	12	5:03.932		23.907	24.135	24.639		1
	Applegate, Mke	3	2	12	5:06.534	2.602	25.066	25.168	25.351		2
	Mbrales, Fred	7	3	12	5:10.930	6.998	24.817	25.432	25.724		3
	Diaz, Reuben	2	4	12	5:19.125	15.193	25.018	25.122	25.876		4
	Chavez, Daniel	5	5	11	5:04.562		24.893	25.485	27.029		5
	Vega, Laz	8	6	11	5:10.450	5.888	26.873	26.934	27.635		7
	Kubilus, Alex	4	7	11	5:13.281	8.719	25.060	26.169	27.682		6
	Hutton, Jonathan	10	8	11	5:14.174	9.612	26.403	26.809	27.760		8
	Jacobs, Rick	9	9	10	5:05.444		26.841	27.846	30.544		9
	Jones, William	1	10	9	5:30.558		27.851	30.271			10

Car#	1	2	3	4	5	6	7	8	9	10
	Jones	Diaz	Applegate	Kubilus	Chavez	Lopez	Morales	Vega	Jacobs	Hutton
1.	8/30.208	10/30.438	2/26.235	5/27.783	9/30.296	1/23.988	3/26.481	6/28.439	7/29.098	4/26.792
2.	10/29.876	8/27.030	2/25.456	4/25.060	7/25.533	1/24.075	3/26.004	6/26.873	9/30.230	5/27.270
3.	9/30.894	8/25.055	2/25.178	4/26.360	6/25.547	1/23.907	3/25.644	7/27.143	10/32.086	5/27.259
4.	10/27.851	7/26.017	2/25.167	4/26.680	5/25.749	1/24.646	3/25.508	8/26.969	9/27.002	6/26.403
5.	10/35.424	8/29.931	2/25.345	5/28.397	4/24.893	1/24.361	3/24.817	7/27.433	9/33.695	6/27.033
6.	10/41.505	6/25.096	2/25.255	4/25.505	5/29.606	1/28.722	3/25.603	7/26.911	9/31.495	8/29.857
7.	10/35.516	6/27.190	2/26.794	5/30.934	4/25.703	1/24.535	3/25.636	8/34.095	9/28.453	7/26.673
8.	10/32.528	5/25.441	2/25.497	6/28.117	4/26.955	1/24.423	3/25.760	8/26.943	9/26.841	7/28.853
9.	10/66.756	4/25.287	2/25.172	7/36.462	5/27.297	1/27.449	3/26.780	8/31.613	9/38.709	6/27.145
10.		4/25.152	2/25.855	6/27.239	5/28.716	1/24.346	3/25.595	7/27.055	9/27.835	8/36.579
11.		4/25.018	2/25.514	7/30.744	5/34.267	1/28.820	3/26.188	6/26.976		8/30.310
12.		4/27.470	2/25.066			1/24.660	3/26.914			

Top Qualifiers	Qual#	Laps	Race Time (Difference)	Round	Race	Pos in Race	Fast Lap
Lopez, Jader	1	12	5:03.932	2	8	1	23.907
Applegate, Mike	2	12	5:06.534 2.602	2	8	2	25.066
Morales, Fred	3	12	5:10.930 4.396	2	8	3	24.817
Diaz, Reuben	4	12	5:19.125 8.195	2	8	4	25.018
Chavez, Daniel	5	11	5:04.562	2	8	5	24.893
Kubilus, Alex	6	11	5:06.222 1.660	1	8	3	26.188
Vega, Laz	7	11	5:10.450 4.228	2	8	6	26.873
Hutton, Jonathan	8	11	5:14.174 3.724	2	8	8	26.403
Jacobs, Rick	9	11	5:23.014 8.840	1	8	7	27.727
Jones, William	10	9	5:30.558	2	8	10	27.851

2WD Modified Buggy

Top Qualifier is Fales, Justin 12/5: 10.400 (Rnd 1)

Round 2



Coral Springs RC Track Race Day

Ser#42318

Timing and Scoring by www.RCScoringPro.com

Sponsor	Driver Name	Car	Pos	Laps	Race Time	Behind	Fast Lap	Average Top 5	Top 10	Top 15	Q#
	Fales, Justin	2	1	13	5:24.432		23.493	23.784	24.096		1
	Delfino, Scott	4	2	12	5:09.777		25.166	25.416	25.645		2
	Correchel, Jose	1	3	10	5:03.893		28.458	29.120	30.389		4
	Souza, Cesar	3	4	9	4:36.995		26.768	28.128			3

Car#	1	2	3	4	5	6	7	8	9	10
	Correchel	Fales	Souza	Delfino						
1.	4/29.560	1/24.468	3/26.768	2/26.409						
2.	4/29.538	1/24.967	3/26.868	2/25.166						
3.	4/29.282	1/24.284	3/29.658	2/26.921						
4.	4/31.387	1/24.242	3/29.522	2/26.177						
5.	4/35.029	1/23.493	3/32.919	2/26.022						
6.	4/31.950	1/24.082	3/30.479	2/25.218						
7.	4/30.367	1/23.901	3/27.826	2/25.554						
8.	3/29.271	1/23.666	4/43.103	2/25.648						
9.	3/29.051	1/28.004	4/29.852	2/25.659						
10.	3/28.458	1/29.193		2/25.546						
11.		1/23.823		2/25.860						
12.		1/24.036		2/25.597						
13.		1/26.273								

Top Qualifiers	Qual#	Laps	Race Time (Difference)	Round	Race	Pos in Race	Fast Lap
Fales, Justin	1	13	5:24.432	2	9	1	23.493
Delfino, Scott	2	12	5:09.777	2	9	2	25.166
Souza, Cesar	3	11	5:19.869	1	9	3	26.795
Correchel, Jose	4	10	5:03.893	2	9	3	28.458

E-buggy (B Main)

Top Qualifier is Perez, Luis 12/5: 03.391 (Rnd 2)

Round 3

1

Coral Springs RC Track Race Day

Ser#42318

Timing and Scoring by www.RCScoringPro.com

Sponsor	Driver Name	Car	Pos	Laps	Race Time	Behind	Fast Lap	Average Top 5	Top 10	Top 15	Q#
	Desiderio, Franco	2	1	12	5:23.409		25.004	25.388	26.152		9
	Allen, Tom	5	2	12	5:24.667	1.258	25.092	26.066	26.606		14
	Hutton, Jonathan	7	3	11	5:05.231		26.368	26.760	27.441		12
	Orell, Ed	1	4	11	5:12.042	6.811	26.891	27.173	27.826		13
	Merrill, James	6	5	11	5:14.270	9.039	25.616	26.028	27.992		15
	Fabiani, Massimo	3	6	11	5:15.562	10.331	26.007	26.600	28.279		10
	Johnston, Richard	4	7	11	5:18.012	12.781	26.906	27.701	28.745		11
	Brown, Bruce	8	8	3	1:42.659		27.627				16
	Gibson, Adrian	9	9	0							17

Car#	1	2	3	4	5	6	7	8	9	10
	Orell	Desiderio	Fabiani	Johnston	Allen	Merrill	Hutton	Brown	Gibson	
1.	7/33.786	1/26.641	6/32.670	2/27.040	4/29.066	8/34.349	5/30.818	3/27.627		
2.	6/27.805	1/26.069	5/27.299	2/28.123	3/27.104	8/33.831	4/27.124	7/37.815		
3.	6/29.735	1/25.005	5/28.428	2/26.906	3/26.638	7/31.362	4/26.815	8/37.217		
4.	6/27.258	1/26.427	5/26.007	3/29.926	2/26.763	7/25.922	4/27.821			
5.	6/27.400	1/25.250	5/30.743	3/29.777	2/26.602	7/26.624	4/30.085			
6.	5/26.891	1/25.614	6/29.236	4/29.659	2/26.491	7/26.103	3/27.037			
7.	5/27.124	1/31.278	6/26.201	4/28.078	2/26.920	7/25.877	3/26.458			
8.	5/28.355	1/26.913	6/28.708	4/28.357	2/26.454	7/25.616	3/26.368			
9.	5/29.045	1/26.322	4/27.208	6/30.562	2/25.092	7/30.770	3/28.400			
10.	5/27.450	1/25.004	4/26.286	7/29.164	2/25.689	6/26.935	3/27.164			
11.	4/27.193	1/30.612	6/32.776	7/30.420	2/29.537	5/26.881	3/27.141			
12.		1/28.274			2/28.311					

Nitro Buggy (A Main)

Top Qualifier is Lopez, Jader 12/5: 04.450 (Rnd 2)

Round 3

2

Coral Springs RC Track Race Day

Ser#42318

Timing and Scoring by www.RCScoringPro.com

Sponsor	Driver Name	Car	Pos	Laps	Race Time	Behind	Fast Lap	Average Top 5	Top 10	Top 15	Q#
	Bellotti, Mke	6	1	45	20:00.822		24.295	24.468	24.589	24.694	5
	Kirby, Jamin	7	2	45	20:17.855	17.033	24.697	24.962	25.110	25.267	4
	Diaz, Mke	1	3	39	19:48.780		25.039	26.287	26.753	27.046	6
	Gibson, Adrian	8	4	35	20:00.721		27.200	28.442	29.254	29.799	8
	Reyes, Yoandy	2	5	32	15:50.618		23.436	23.924	24.249	24.619	3
	Lopez, Jader	3	6	17	6:50.912		22.953	23.215	23.406	23.767	1
	Mennella, Mchael	4	7	16	7:06.977		23.713	24.341	25.020	26.331	7
	Perez, Luis	5	8	0							2

Car# 1	2	3	4	5	6	7	8	9	10
Diaz	Reyes	Lopez	Mennella	Perez	Bellotti	Kirby	Gibson		
1.	5/31.866	2/24.566	1/22.953	3/26.545	6/32.482	4/28.627	7/35.941		
2.	6/26.884	2/24.471	1/23.745	3/23.869	5/24.976	4/27.559	7/29.551		
3.	6/27.208	2/23.436	1/23.384	3/25.122	5/25.231	4/25.588	7/30.630		
4.	6/27.144	2/24.470	1/23.421	3/23.713	4/27.233	5/29.570	7/34.106		
5.	6/34.163	2/24.232	1/24.003	3/28.991	4/24.295	5/25.844	7/36.231		
6.	6/34.932	2/27.169	1/23.636	3/24.282	4/25.496	5/26.173	7/30.760		
7.	6/26.580	2/33.993	1/23.187	3/32.007	5/32.307	4/26.569	7/27.200		
8.	6/28.403	2/25.476	1/28.106	3/25.995	5/25.114	4/25.958	7/29.838		
9.	6/27.843	2/23.883	1/25.857	3/26.939	5/30.653	4/26.045	7/35.406		
10.	6/32.469	2/23.957	1/24.417	3/25.656	5/25.355	4/25.729	7/30.959		
11.	6/31.266	3/34.919	1/23.967	2/24.773	5/24.679	4/25.236	7/31.498		
12.	6/29.201	3/26.877	1/23.697	2/25.070	5/25.371	4/26.230	7/36.116		
13.	6/26.052	3/26.787	1/23.284	2/30.458	4/25.284	5/32.147	7/28.981		
14.	6/32.875	3/24.744	1/23.490	2/25.172	4/25.454	5/26.171	7/29.325		
15.	6/39.974	3/28.377	1/23.265	2/27.837	4/24.922	5/25.224	7/48.253		
16.	6/26.879	2/25.045	1/24.200	4/30.548	3/24.933	5/26.396	7/33.775		
17.	5/29.823	2/25.548	1/26.300		3/24.989	4/26.670	6/28.200		
18.	4/32.246	1/36.760			2/44.420	3/45.223	5/35.370		
19.	4/31.172	1/31.059			2/25.383	3/26.175	5/30.369		
20.	4/28.775	1/24.910			2/29.924	3/25.577	5/30.749		
21.	4/27.542	1/26.476			2/24.373	3/26.256	5/69.538		
22.	4/31.960	1/24.619			2/24.474	3/25.015	5/32.190		
23.	4/33.335	1/28.668			2/24.690	3/25.150	5/33.625		
24.	4/31.497	1/24.111			2/24.683	3/25.112	5/31.700		
25.	4/28.228	2/30.306			1/27.931	3/26.254	5/31.353		
26.	4/31.336	3/112.003			1/25.042	2/26.296	5/32.902		
27.	4/42.355	3/28.724			1/29.620	2/26.691	5/30.127		
28.	4/30.636	3/26.322			1/24.634	2/25.884	5/35.596		
29.	4/27.891	3/25.822			1/24.894	2/25.981	5/39.168		
30.	4/27.381	3/27.026			1/24.565	2/25.518	5/33.712		
31.	4/27.697	3/26.057			2/35.711	1/25.665	5/44.485		
32.	4/35.084	3/29.805			1/25.699	2/39.262	5/28.505		
33.	3/41.300				1/24.679	2/25.763	4/32.165		
34.	3/27.501				1/25.390	2/25.081	4/41.957		
35.	3/25.039				1/28.409	2/25.635	4/30.440		
36.	3/26.997				1/25.420	2/27.105			
37.	3/32.298				1/24.826	2/26.286			
38.	3/27.366				1/24.945	2/25.240			
39.	3/27.582				1/29.201	2/27.919			
40.					1/25.933	2/24.904			
41.					1/25.427	2/25.594			
42.					1/26.403	2/28.825			
43.					1/25.090	2/25.439			
44.					1/24.818	2/24.697			
45.					1/25.464	2/29.572			

E-buggy (A Main)

Top Qualifier is Perez, Luis 12/5: 03.391 (Rnd 2)


Round 3

3

Coral Springs RC Track Race Day

Ser#42318

Timing and Scoring by www.RCScoringPro.com

Sponsor	Driver Name	Car	Pos	Laps	Race Time	Behind	Fast Lap	Average Top 5	Top 10	Top 15	Q#
	Perez, Luis	4	1	25	10:21.828		23.400	23.667	23.931	24.089	1
	Mennella, Michael	8	2	24	10:06.403		23.937	24.284	24.412	24.543	2
	Collins, Bart	1	3	24	10:23.472	17.069	23.926	24.186	24.343	24.602	3
	Kretzschmar, Loren	5	4	23	10:11.989		24.564	24.783	24.981	25.184	4
	Schaefer, Chris	6	5	23	10:15.716	3.727	24.630	24.890	25.160	25.418	5
	Desiderio, Franco	9	6	23	10:18.950	6.961	24.543	24.793	25.117	25.530	Bump
	Souza, Cesar	3	7	21	10:01.147		25.597	25.849	26.233	26.815	6
	Diaz, Mke	2	8	21	10:12.953	11.806	26.029	26.425	27.019	27.770	7
	Davis, Teddy	7	9	20	10:10.553		25.989	26.820	28.021	29.054	8
	Allen, Tom	10	10	0							Bump

Car#	1	2	3	4	5	6	7	8	9	10
	Collins	Diaz	Souza	Perez	Kretzschmar	Schaefer	Davis	Mennella	Desiderio	Allen
1.	2/24.690	9/36.282	7/32.682	4/25.458	3/25.348	5/27.496	8/35.849	1/23.937	6/30.878	
2.	2/24.615	8/27.579	7/27.960	3/24.235	4/25.070	5/25.698	9/30.906	1/24.186	6/27.363	
3.	5/31.240	8/27.934	7/30.748	2/26.939	4/29.733	3/25.285	9/27.002	1/24.393	6/25.396	
4.	3/24.320	8/26.324	7/26.098	4/30.600	5/32.055	2/25.532	9/34.153	1/24.815	6/28.898	
5.	3/24.465	8/32.107	7/25.842	4/25.176	5/25.776	2/24.630	9/36.339	1/24.500	6/30.256	
6.	2/23.926	7/26.864	8/35.463	4/24.551	5/25.523	3/25.065	9/34.727	1/25.468	6/24.595	
7.	2/24.927	7/26.029	8/27.634	4/27.020	5/26.449	3/28.231	9/29.716	1/24.635	6/26.311	
8.	2/26.296	8/30.698	7/26.868	4/24.039	5/24.803	3/25.983	9/28.168	1/24.491	6/25.293	
9.	2/25.705	7/27.318	8/29.471	3/24.343	4/24.674	6/38.460	9/29.206	1/26.488	5/26.790	
10.	2/25.787	8/31.806	7/27.472	3/25.872	4/28.924	5/25.442	9/27.532	1/24.969	6/26.758	
11.	2/25.144	8/27.157	7/25.622	3/23.758	5/34.547	4/24.649	9/33.677	1/25.016	6/31.411	
12.	3/26.560	8/34.807	7/26.837	2/23.948	5/25.073	4/30.111	9/28.501	1/27.702	6/25.464	
13.	3/24.270	8/28.583	7/27.359	2/23.764	5/25.656	4/26.020	9/31.400	1/24.990	6/30.178	
14.	3/25.950	8/30.707	7/31.790	2/24.376	5/25.376	4/25.962	9/30.515	1/25.733	6/25.145	
15.	3/25.132	8/28.072	7/26.848	2/23.400	5/27.495	4/27.556	9/26.636	1/24.585	6/26.737	
16.	3/29.952	8/28.479	7/25.597	2/23.465	4/25.612	5/27.539	9/31.189	1/24.504	6/24.963	
17.	3/27.174	8/30.318	7/26.146	1/25.548	5/28.273	4/26.078	9/25.989	2/26.996	6/24.923	
18.	3/24.514	8/29.531	7/35.419	1/24.482	4/25.162	6/28.970	9/30.648	2/24.499	5/25.907	
19.	3/30.087	8/26.035	7/26.084	1/24.048	4/26.760	6/25.528	9/31.459	2/30.272	5/25.946	
20.	3/24.181	8/29.448	7/32.822	1/24.400	4/25.241	6/25.365	9/26.941	2/24.609	5/26.029	
21.	3/24.481	8/26.875	7/26.385	1/24.785	4/25.005	6/24.953		2/24.415	5/24.543	
22.	3/24.422			1/24.313	4/24.870	6/26.008		2/24.612	5/24.942	
23.	3/24.234			1/24.410	4/24.564	5/25.155		2/24.997	6/30.224	
24.	3/31.400			1/24.537				2/25.591		
25.				1/24.361						

4wd Mod (A Main)

Round 3


Top Qualifier is Fales, Justin 13/5:09.763 (Rnd 2)

5

Coral Springs RC Track Race Day

Ser#42318

Timing and Scoring by www.RCScoringPro.com

Sponsor	Driver Name	Car	Pos	Laps	Race Time	Behind	Fast Lap	Average Top 5	Top 10	Top 15	Q#
	Fales, Justin	3	1	13	5:12.992		22.109	22.769	23.346		1
	Kretzschmar, Loren	9	2	12	5:16.446		25.053	25.341	25.664		3
	Reyes, Jaron	8	3	11	5:12.315		25.537	25.896	27.797		6
	Cooper, Jared	7	4	11	5:17.544	5.229	24.709	25.285	28.086		5
	Chavez, Daniel	2	5	10	4:17.320		23.222	24.162	25.732		2
	Orell, Ed	5	6	10	5:09.010	51.690	27.979	28.885	30.901		8
	Correchel, Jose	6	7	10	5:09.488	52.168	27.118	29.111	30.949		7
	Torres, Amaury	4	8	3	1:25.649		26.940				4
	Arbucias, Ubaldo "Waldo"	1	9	2	3:31.798		46.903				9

Car#	1	2	3	4	5	6	7	8	9	10
	Arbucias	Chavez	Fales	Torres	Orell	Correchel	Cooper	Reyes	Kretzschmar	
1.	9/164.895	2/23.222	1/22.109	4/26.940	6/33.836	5/31.797	8/36.680	7/34.348	3/26.239	
2.	9/46.903	2/23.536	1/23.372	4/28.415	7/31.225	5/29.251	6/25.951	8/31.453	3/25.729	
3.		2/25.013	1/23.098	4/30.294	8/34.519	6/27.118	5/24.709	7/29.001	3/25.611	
4.		2/25.764	1/25.313		7/29.149	4/31.495	5/35.721	6/30.783	3/25.053	
5.		2/24.350	1/23.982		7/35.282	6/31.985	4/26.134	5/26.041	3/26.580	
6.		2/30.087	1/23.140		7/29.221	6/33.301	4/27.228	5/25.810	3/31.356	
7.		2/25.670	1/23.880		7/29.721	6/35.357	4/25.508	5/26.434	3/25.745	
8.		2/29.976	1/24.669		7/27.979	6/28.444	4/25.171	5/25.963	3/25.174	
9.		2/24.728	1/25.632		7/28.490	6/29.306	4/25.085	5/30.817	3/25.647	
10.		2/24.974	1/28.583		6/29.588	7/31.434	4/31.280	5/25.537	3/25.357	
11.			1/22.825				4/34.077	3/26.128	2/28.446	
12.			1/23.716						2/25.509	
13.			1/22.673							

13.5 4WD Buggy (A Main)

Top Qualifier is Allen, Tom 13/5: 31.685 (Rnd 2)

Round 3

6

Coral Springs RC Track Race Day

Ser#42318

Timing and Scoring by www.RCScoringPro.com

Sponsor	Driver Name	Car	Pos	Laps	Race Time	Behind	Fast Lap	Average Top 5	Top 10	Top 15	Q#
	Allen, Tom	1	1	12	5:00.645		23.953	24.240	24.788		1
	Mbrales, Fred	4	2	12	5:07.711	7.066	24.132	24.398	24.815		2
	Prine, Jordan	3	3	11	5:02.541		25.296	26.064	27.055		3
	Mbrales, Cameron	5	4	11	5:03.758	1.217	25.084	25.548	27.139		4
	Prine, Greg	2	5	11	5:35.423	32.882	26.688	27.429	29.719		5

Car#	1	2	3	4	5	6	7	8	9	10
	Allen	Prine	Prine	Morales	Morales					
1.	1/23.953	3/28.607	4/30.212	2/24.485	5/32.372					
2.	2/25.605	4/27.814	3/25.296	1/24.210	5/25.423					
3.	2/25.649	4/26.688	3/26.236	1/24.132	5/25.709					
4.	2/25.001	4/27.201	3/26.820	1/24.798	5/27.183					
5.	2/24.268	3/27.715	4/29.692	1/26.271	5/31.542					
6.	2/26.597	5/34.200	3/26.107	1/24.976	4/25.084					
7.	2/24.476	5/32.808	3/26.525	1/24.807	4/27.944					
8.	2/24.526	5/33.736	3/26.713	1/24.787	4/25.951					
9.	2/23.975	5/30.689	3/26.790	1/24.376	4/25.574					
10.	1/25.359	5/27.728	3/31.992	2/27.795	4/30.150					
11.	1/25.068	5/38.237	3/26.158	2/25.308	4/26.826					
12.	1/26.168			2/31.766						

Mod Truck (A Main)

Round 3

Top Qualifier is Cooper, Jared 12/5: 24.565 (Rnd 2)



Coral Springs RC Track Race Day

Ser#42318

Timing and Scoring by www.RCScoringPro.com

Sponsor	Driver Name	Car	Pos	Laps	Race Time	Behind	Fast Lap	Average Top 5	Top 10	Top 15	Q#
	Delfino, Scott	2	1	12	5:18.988		25.572	26.037	26.374		4
	Diaz, Reuben	5	2	12	5:19.743	0.755	24.604	25.051	25.408		2
	Hutton, Jonathan	1	3	11	5:03.136		26.202	26.441	27.042		3
	Cooper, Jared	4	4	11	5:20.783	17.647	24.856	26.068	28.461		1
	Orell, Ed	3	5	11	5:26.751	23.615	27.731	28.586	29.536		5

Car#	1	2	3	4	5	6	7	8	9	10
	Hutton	Delfino	Orell	Cooper	Diaz					
1.	5/32.720	1/28.250	3/31.394	2/29.474	4/32.140					
2.	5/29.173	1/26.956	4/29.890	2/27.195	3/26.671					
3.	5/27.431	2/27.000	4/27.731	1/24.856	3/25.532					
4.	4/27.694	1/25.572	5/29.270	3/32.047	2/25.333					
5.	4/26.728	1/25.881	5/28.913	3/26.777	2/25.176					
6.	4/26.202	1/26.021	5/28.124	3/25.591	2/25.572					
7.	3/27.003	1/26.345	5/30.924	4/34.635	2/33.528					
8.	3/26.595	1/26.438	5/28.938	4/30.300	2/25.620					
9.	3/26.409	1/26.364	4/29.226	5/36.169	2/25.097					
10.	3/26.272	1/26.923	5/31.200	4/27.819	2/24.604					
11.	3/26.909	1/26.793	5/31.141	4/25.920	2/25.045					
12.		1/26.445			2/25.425					

2WD Stock (A Main)

Top Qualifier is Lopez, Jader 12/5: 03.932 (Rnd 2)

Round 3

9

Coral Springs RC Track Race Day

Ser#42318

Timing and Scoring by www.RCScoringPro.com

Sponsor	Driver Name	Car	Pos	Laps	Race Time	Behind	Fast Lap	Average Top 5	Top 10	Top 15	Q#
	Kubilus, Alex	4	1	12	5:06.536		24.738	24.941	25.235		6
	Mbrales, Fred	7	2	12	5:10.386	3.850	24.856	25.154	25.494		3
	Chavez, Daniel	5	3	12	5:13.965	7.429	24.511	24.841	25.575		5
	Applegate, Mke	3	4	12	5:16.765	10.229	24.031	24.647	25.308		2
	Diaz, Reuben	2	5	12	5:26.963	20.427	24.562	25.520	26.827		4
	Vega, Laz	8	6	11	5:22.682		26.332	26.895	28.760		7
	Hutton, Jonathan	10	7	11	5:23.786	1.104	26.770	27.751	28.897		8
	Jacobs, Rick	9	8	11	5:24.234	1.552	26.545	26.872	29.039		9
	Jones, William	1	9	10	5:32.006		27.154	29.945	33.201		10
	Lopez, Jader	6	10	5	2:01.707		23.971	24.341			1

Car#	1	2	3	4	5	6	7	8	9	10
	Jones	Diaz	Applegate	Kubilus	Chavez	Lopez	Morales	Vega	Jacobs	Hutton
1.	10/32.489	6/28.833	1/24.031	5/27.225	4/26.826	2/24.383	3/24.856	7/29.454	9/30.921	8/30.187
2.	9/27.154	7/28.130	5/32.441	3/25.973	4/28.903	1/24.287	2/25.716	6/27.328	10/33.696	8/28.111
3.	10/37.336	6/26.272	7/31.244	3/26.958	4/25.181	1/23.971	2/26.206	5/26.332	9/27.011	8/31.818
4.	10/33.574	7/29.563	6/24.912	3/24.738	4/25.122	1/24.668	2/25.821	5/27.028	9/27.139	8/26.770
5.	10/32.015	7/29.131	5/24.840	3/25.132	4/24.700	1/24.398	2/26.058	6/30.748	8/26.545	9/34.816
6.	9/34.038	5/27.287	4/25.828	2/24.881	3/24.726		1/25.083	7/35.083	6/26.914	8/27.123
7.	9/38.183	5/25.168	4/26.080	2/25.511	3/26.480		1/25.840	7/26.624	6/29.778	8/29.205
8.	9/28.558	5/25.218	4/25.106	2/25.297	3/25.145		1/25.637	7/27.161	6/26.750	8/27.966
9.	9/29.511	5/24.562	4/26.087	2/25.043	3/29.311		1/24.940	6/28.870	7/31.591	8/29.550
10.	9/39.148	5/28.176	4/24.857	2/25.733	3/24.511		1/25.733	6/32.414	7/33.846	8/29.457
11.		5/26.382	4/26.745	1/25.136	3/25.580		2/29.242	6/31.640	8/30.043	7/28.783
12.		5/28.241	4/24.594	1/24.909	3/27.480		2/25.254			