



Coral Springs RC Track

Ser#42318

Timing and Scoring by www.RCScoringPro.com

Sponsor	Driver Name	Car	Pos	Laps	Race Time	Behind	Fast Lap	Average Top 5	Top 10	Top 15	Q#
	Intravia, Chris	2	1	11	5:12.071		27.115	27.712	28.205		1
	Record, Corey	6	2	11	5:28.324	16.253	27.451	28.404	29.231		2
	Romani, Ron	8	3	10	5:21.020		30.804	31.346	32.102		3
	Quiros, Nacho	3	4	9	5:17.290		32.697	33.834			4
	Gimenez, Carlos	1	5	9	5:25.471	8.181	31.860	33.269			5
	Santiso, Tristan	5	6	8	5:17.665		34.919	37.440			6
	Reynolds, AJ	4	7	8	5:20.550	2.885	33.388	36.489			7
	Senyk, Paul	9	8	2	1:23.351		39.192				8
	Hutton, Jonathan	7	9	0							9
	Gilbert, Nate	10	10	0							10

Car#	1	2	3	4	5	6	7	8	9	10
	Gimenez	Intravia	Quiros	Reynolds	Santiso	Record	Hutton	Romani	Senyk	Gilbert
1.	7/40.052 8/5:20.3	1/28.215 11/5:10.4	3/34.742 9/5:12.6	4/35.740 9/5:21.6	8/40.710 8/5:25.6	2/30.824 10/5:08.1		5/36.093 9/5:24.8	6/39.192 8/5:13.5	
2.	5/35.910 8/5:03.8	1/27.115 11/5:04.3	4/35.962 9/5:18.1	6/43.626 8/5:17.4	7/42.394 8/5:32.3	2/27.451 11/5:20.5		3/31.449 9/5:03.9	8/44.159 8/5:33.3	
3.	5/38.269 8/5:04.6	1/28.374 11/5:06.9	4/35.181 9/5:17.6	6/42.447 8/5:24.8	7/47.363 7/5:04.4	2/27.986 11/5:16.2		3/31.804 10/5:31.1		
4.	5/31.977 9/5:28.9	1/30.026 11/5:12.7	4/37.673 9/5:23.0	6/34.574 8/5:12.7	7/36.185 8/5:33.3	2/29.814 11/5:19.2		3/30.804 10/5:25.3		
5.	5/34.680 9/5:25.6	1/27.126 11/5:09.8	4/32.949 9/5:17.7	7/52.033 8/5:33.4	6/39.249 8/5:29.4	2/29.514 11/5:20.2		3/31.652 10/5:23.6		
6.	5/41.828 9/5:34.0	1/27.947 11/5:09.4	4/38.125 9/5:21.9	7/41.287 8/5:32.9	6/34.919 8/5:21.0	2/28.183 11/5:18.5		3/31.072 10/5:21.4		
7.	5/38.978 9/5:36.4	1/28.532 11/5:10.1	4/36.358 9/5:22.7	7/37.455 8/5:28.1	6/38.063 8/5:18.7	2/36.012 11/5:29.6		3/32.586 10/5:22.0		
8.	5/31.860 9/5:30.2	1/28.155 11/5:10.0	4/33.603 9/5:20.1	7/33.388 8/5:20.5	6/38.782 8/5:17.6	2/30.627 10/5:00.5		3/31.755 10/5:21.5		
9.	5/31.917 9/5:25.4	1/29.818 11/5:12.0	4/32.697 9/5:17.2			2/29.063 11/5:29.3		3/31.944 10/5:21.2		
10.		1/28.258 11/5:11.9				2/29.515 11/5:28.8		3/31.861 10/5:21.0		
11.		1/28.505 11/5:12.0				2/29.335 11/5:28.3				

Coral Springs RC Track

Ser#42318

Timing and Scoring by www.RCScoringPro.com

Sponsor	Driver Name	Car	Pos	Laps	Race Time	Behind	Fast Lap	Average Top 5	Top 10	Top 15	Q#
	Record, Corey	4	1	11	5:31.240		28.416	28.651	29.698		1
	Allen, Tom	3	2	10	5:05.882		30.097	30.196	30.588		2
	Neddeff, Matt	5	3	10	5:16.093	10.211	29.605	30.207	31.609		3
	Johnston, Richard	6	4	10	5:26.788	20.906	31.221	31.519	32.679		4
	Cooper, Jared	1	5	10	5:30.404	24.522	31.089	31.762	33.040		5
	Quiros, Shaun	2	6	9	5:12.087		32.017	33.251			6


Car#	1	2	3	4	5	6	7	8	9	10
	Cooper	Quiros	Allen	Record	Neddeff	Johnston				
1.	3/31.089 10/5:10.8	5/32.083 10/5:20.7	2/30.587 10/5:05.8	1/28.526 11/5:13.8	4/31.522 10/5:15.1	6/32.234 10/5:22.2				
2.	4/32.794 10/5:19.4	6/35.681 9/5:04.9	3/32.664 10/5:16.2	1/28.726 11/5:14.8	2/30.309 10/5:09.1	5/31.804 10/5:20.2				
3.	5/34.205 10/5:26.9	6/37.928 9/5:17.0	3/30.141 10/5:11.3	1/31.894 11/5:26.8	2/30.628 10/5:08.1	4/31.221 10/5:17.5				
4.	5/36.393 9/5:02.5	6/33.427 9/5:13.0	3/30.319 10/5:09.2	1/28.722 11/5:24.1	2/31.062 10/5:08.8	4/32.814 10/5:20.1				
5.	5/32.925 9/5:01.3	6/36.531 9/5:16.1	2/30.805 10/5:09.0	1/29.272 11/5:23.7	4/37.633 10/5:22.3	3/31.357 10/5:18.8				
6.	5/35.279 9/5:04.0	6/35.623 9/5:16.9	2/30.097 10/5:07.6	1/34.262 10/5:02.3	3/29.605 10/5:17.9	4/37.336 10/5:27.9				
7.	5/31.419 9/5:00.9	6/32.017 9/5:12.8	2/30.224 10/5:06.9	1/30.934 10/5:03.3	3/30.925 10/5:16.6	4/33.577 10/5:29.0				
8.	5/32.698 9/5:00.1	6/35.694 9/5:13.8	2/30.482 10/5:06.6	1/29.331 10/5:02.0	3/30.390 10/5:15.0	4/33.233 10/5:29.4				
9.	5/31.740 10/5:31.7	6/33.103 9/5:12.0	2/30.200 10/5:06.1	1/28.867 10/5:00.5	3/33.915 10/5:17.7	4/31.542 10/5:27.9				
10.	5/31.862 10/5:30.3		2/30.363 10/5:05.8	1/28.416 11/5:28.8	3/30.104 10/5:16.0	4/31.670 10/5:26.7				
11.				1/32.290 10/5:01.1						

Top Qualifiers	Qual#	Laps	Race Time (Difference)		Round	Race	Pos in Race	Fast Lap
Record, Corey	1	11	5:31.240		1	2	1	28.416
Allen, Tom	2	10	5:05.882		1	2	2	30.097
Neddeff, Matt	3	10	5:16.093	10.21	1	2	3	29.605
Johnston, Richard	4	10	5:26.788	10.69	1	2	4	31.221
Cooper, Jared	5	10	5:30.404	3.616	1	2	5	31.089
Quiros, Shaun	6	9	5:12.087		1	2	6	32.017

Coral Springs RC Track

Ser#42318

Timing and Scoring by www.RCScoringPro.com

Sponsor	Driver Name	Car	Pos	Laps	Race Time	Behind	Fast Lap	Average Top 5	Top 10	Top 15	Q#
	Intravia, Chris	2	1	12	5:20.359		24.784	25.727	26.182		1
	Record, Corey	5	2	12	5:29.264	8.905	26.081	26.329	26.756		2
	Lee, Pak	10	3	10	5:01.270		27.991	28.624	30.127		3
	Romani, Ron	9	4	10	5:02.231	0.961	27.939	28.684	30.223		4
	Hutton, Jonathan	7	5	10	5:02.688	1.418	26.260	26.780	30.269		5
	Neddeff, Matt	8	6	10	5:16.515	15.245	27.709	28.219	31.652		6
	OBryan, Mchael	3	7	10	5:30.648	29.378	29.245	31.017	33.065		7
	Rodriguez, Fred	6	8	1	0:28.226		28.226				8
	Cooper, Jared	1	9	0							9
	Butera, Gavin "The Hammer"	4	10	0							10



Car#	1	2	3	4	5	6	7	8	9	10
	Cooper	Intravia	OBryan	Butera	Record	Rodriguez	Hutton	Neddeff	Romani	Lee
1.	1/26.578 12/5:18.9	8/35.494 9/5:19.4			2/27.028 12/5:24.3	4/28.226 11/5:10.5	3/27.801 11/5:05.8	7/33.592 9/5:02.3	6/33.430 9/5:00.8	5/29.210 11/5:21.3
2.	1/25.797 12/5:14.2	7/32.630 9/5:06.5			2/26.533 12/5:21.3		3/27.258 11/5:02.8	4/27.709 10/5:06.5	5/27.939 10/5:06.8	6/33.614 10/5:14.1
3.	1/26.656 12/5:16.1	7/31.744 10/5:32.8			2/27.147 12/5:22.8		3/26.751 12/5:27.2	4/28.265 11/5:28.4	5/29.151 10/5:01.7	6/31.021 10/5:12.8
4.	1/24.784 12/5:11.4	7/33.329 10/5:33.0			2/26.081 12/5:20.3		3/32.962 11/5:15.6	5/32.688 10/5:05.6	6/32.032 10/5:06.3	4/28.122 10/5:04.9
5.	1/26.947 12/5:13.8	6/30.656 10/5:27.6			2/27.926 12/5:23.3		7/53.555 9/5:02.9	4/29.626 10/5:03.7	5/30.164 10/5:05.4	3/27.991 11/5:29.9
6.	1/26.461 12/5:14.4	7/37.363 9/5:01.8			2/26.542 12/5:22.5		5/26.694 10/5:25.0	6/48.753 9/5:00.9	3/29.197 10/5:03.1	4/34.026 10/5:06.6
7.	1/26.538 12/5:15.0	6/29.245 10/5:29.2			2/26.204 12/5:21.3		5/27.212 10/5:17.4	7/30.762 10/5:30.5	4/31.056 10/5:04.2	3/28.677 10/5:03.8
8.	1/25.932 12/5:14.5	7/33.053 10/5:29.3			2/26.897 12/5:21.5		5/26.260 10/5:10.6	6/27.992 10/5:24.2	4/32.128 10/5:06.3	3/29.119 10/5:02.2
9.	1/26.439 12/5:14.8	7/30.808 10/5:27.0			2/31.244 11/5:00.1		5/27.198 10/5:06.3	6/29.048 10/5:20.4	4/28.524 10/5:04.0	3/29.459 10/5:01.3
10.	1/25.683 12/5:14.1	7/36.326 10/5:30.6			2/26.285 12/5:26.2		5/26.997 10/5:02.6	6/28.080 10/5:16.5	4/28.610 10/5:02.2	3/30.031 10/5:01.2
11.	1/31.048 12/5:19.4				2/26.912 12/5:25.9					
12.	1/27.496 12/5:20.3				2/30.465 11/5:01.8					

Top Qualifiers	Qual#	Laps	Race Time (Difference)	Round	Race	Pos in Race	Fast Lap
Intravia, Chris	1	12	5:20.359	1	3	1	24.784
Record, Corey	2	12	5:29.264 8.905	1	3	2	26.081
Lee, Pak	3	10	5:01.270	1	3	3	27.991
Romani, Ron	4	10	5:02.231 0.961	1	3	4	27.939
Hutton, Jonathan	5	10	5:02.688 0.457	1	3	5	26.260
Neddeff, Matt	6	10	5:16.515 13.82	1	3	6	27.709
OBryan, Michael	7	10	5:30.648 14.13	1	3	7	29.245
Rodriguez, Fred	8	1	28.226	1	3	8	28.226
Cooper, Jared	9	0		1	3	9	
Butera, Gavin "The Hammer"	9	0	0.000	1	3	10	

Coral Springs RC Track

Ser#42318

Timing and Scoring by www.RCScoringPro.com

Sponsor	Driver Name	Car	Pos	Laps	Race Time	Behind	Fast Lap	Average Top 5	Top 10	Top 15	Q#
	Record, Jeff	6	1	11	5:20.555		27.192	27.911	28.893		1
	Reynolds, AJ	5	2	11	5:21.939	1.384	26.889	27.561	28.836		2
	Johnston, Richard	11	3	10	5:18.136		29.221	29.873	31.814		3
	Lee, Pak	10	4	10	5:24.133	5.997	28.515	30.368	32.413		4
	Quiros, MJ	3	5	10	5:28.795	10.659	29.261	30.547	32.880		5
	Gilbert, Nate	9	6	9	5:10.867		31.014	32.158			6
	Faigman, Jeff	4	7	8	5:34.613		34.740	36.830			7
	Lee, Alain	8	8	7	5:42.609		40.537	46.563			8
	Blume, Richard	7	9	5	2:28.741		29.062	29.748			9
	Gimenez, Carlos	1	10	0							10
	Quiros, Shaun	2	11	0							11

Car# 1	2	3	4	5	6	7	8	9	10
Gimenez	Quiros	Quiros	Faigman	Reynolds	Record	Blume	Lee	Gilbert	Lee
1.		7/36.810 9/5:31.2	6/36.627 9/5:29.6	1/27.982 11/5:07.7	3/29.115 11/5:20.2	4/29.401 11/5:23.3	9/48.750 7/5:41.2	8/44.489 7/5:11.4	2/28.515 11/5:13.7
2.		6/30.253 9/5:01.7	7/34.740 9/5:21.1	1/28.004 11/5:07.9	2/28.947 11/5:19.3	3/29.062 11/5:21.5	9/44.265 7/5:25.5	8/35.553 8/5:20.1	5/34.114 10/5:13.1
3.		6/29.261 10/5:21.0	7/38.520 9/5:29.6	1/27.719 11/5:06.9	2/28.468 11/5:17.2	4/31.378 11/5:29.4	9/40.537 7/5:11.6	8/35.924 8/5:09.2	5/33.260 10/5:19.6
4.		6/36.076 10/5:31.0	7/35.458 9/5:27.0	1/27.210 11/5:05.0	2/28.727 11/5:16.9	3/29.399 11/5:27.9	9/51.585 7/5:23.9	8/34.113 8/5:00.1	5/35.772 10/5:29.1
5.		6/31.953 10/5:28.6	8/38.804 9/5:31.4	1/28.087 11/5:05.8	2/27.270 11/5:13.5	3/29.501 11/5:27.2	9/57.983 7/5:40.3	7/33.188 9/5:29.8	5/29.278 10/5:21.8
6.		5/30.780 10/5:25.2	7/44.152 8/5:04.4	1/33.580 11/5:16.3	2/31.624 11/5:19.2		8/47.677 7/5:39.2	6/31.837 9/5:22.6	4/31.446 10/5:20.6
7.		5/32.102 10/5:24.6	7/67.043 8/5:37.5	1/28.574 11/5:16.1	2/29.423 11/5:19.8		8/51.812 7/5:42.6	6/31.014 9/5:16.4	4/31.211 10/5:19.4
8.		5/38.073 10/5:31.6	7/39.269 8/5:34.6	1/28.106 11/5:15.2	2/27.192 11/5:17.3			6/32.825 9/5:13.8	4/32.471 10/5:20.0
9.		5/30.486 10/5:28.6		2/33.529 11/5:21.1	1/30.742 11/5:19.6			6/31.924 9/5:10.8	4/36.675 10/5:25.2
10.		5/33.001 10/5:28.7		2/32.259 11/5:24.5	1/31.151 11/5:21.9				4/31.391 10/5:24.1
11.				2/26.889 11/5:21.9	1/27.896 11/5:20.5				

Car# 11	12	13	14	15	16	17	18	19	20
Johnston									
1.	5/30.643 10/5:06.3								
2.	4/29.920 10/5:02.8								
3.	3/29.221 11/5:29.1								
4.	4/34.440 10/5:10.5								
5.	4/29.871 10/5:08.1								
6.	3/30.223 10/5:07.1								
7.	3/30.237 10/5:06.5								
8.	3/30.129 10/5:05.8								
9.	3/40.444 10/5:16.8								
10.	3/33.008 10/5:18.1								
11.									

Top Qualifiers	Qual#	Laps	Race Time (Difference)	Round	Race	Pos in Race	Fast Lap
Record, Jeff	1	11	5:20.555	1	4	1	27.192
Reynolds, AJ	2	11	5:21.939 1.384	1	4	2	26.889

Johnston, Richard	3	10	5:18.136		1	4	3	29.221
Lee, Pak	4	10	5:24.133	5.997	1	4	4	28.515
Quiros, MJ	5	10	5:28.795	4.662	1	4	5	29.261
Gilbert, Nate	6	9	5:10.867		1	4	6	31.014
Faigman, Jeff	7	8	5:34.613		1	4	7	34.740
Lee, Alain	8	7	5:42.609		1	4	8	40.537
Blume, Richard	9	5	2:28.741		1	4	9	29.062
Gimenez, Carlos	10	0			1	4	10	

Coral Springs RC Track

Ser#42318

Timing and Scoring by www.RCScoringPro.com

Sponsor	Driver Name	Car	Pos	Laps	Race Time	Behind	Fast Lap	Average Top 5	Top 10	Top 15	Q#
	Intravia, Chris	1	1	12	5:13.980		25.115	25.363	25.698		1
	Butera, Gavin "The Hammer"	5	2	11	5:11.535		26.013	26.467	27.656		2
	OBryan, Mchael	3	3	10	5:01.163		26.375	27.713	30.116		3
	Honcho, Mke	2	4	10	5:25.089	23.926	27.999	29.164	32.509		4
	Hancock, John	4	5	10	5:30.289	29.126	28.443	30.620	33.029		5
	Gimenez, Carlos	6	6	3	1:40.997		30.562				6

Car#	1	2	3	4	5	6	7	8	9	10
	Intravia	Honcho	OBryan	Hancock	Butera	Gimenez				
1.	1/25.115 12/5:01.3	4/29.341 11/5:22.7	5/34.166 9/5:07.5	3/28.700 11/5:15.6	2/26.826 12/5:21.9	6/36.218 9/5:25.9				
2.	1/25.505 12/5:03.7	5/35.412 10/5:23.7	3/28.542 10/5:13.5	4/35.779 10/5:22.4	2/26.530 12/5:20.1	6/34.217 9/5:16.9				
3.	1/25.487 12/5:04.4	3/28.959 10/5:12.3	4/31.116 10/5:12.7	5/31.007 10/5:18.2	2/29.099 11/5:02.3	6/30.562 9/5:03.0				
4.	1/26.068 12/5:06.5	4/31.108 10/5:12.0	3/29.567 10/5:08.4	5/32.458 10/5:19.8	2/26.013 12/5:25.4					
5.	1/26.267 12/5:08.2	3/27.999 10/5:05.6	4/29.962 10/5:06.6	5/28.443 10/5:12.7	2/26.466 12/5:23.8					
6.	1/25.994 12/5:08.8	4/37.603 10/5:17.3	3/36.125 10/5:15.7	5/41.304 10/5:29.4	2/27.040 12/5:23.9					
7.	1/30.426 12/5:16.9	4/35.145 10/5:22.2	3/27.536 10/5:10.0	5/32.736 10/5:29.1	2/33.004 11/5:06.3					
8.	1/25.381 12/5:15.3	4/34.418 10/5:24.9	3/26.375 10/5:04.2	5/32.492 10/5:28.6	2/28.256 11/5:06.9					
9.	1/26.188 12/5:15.2	4/28.411 10/5:20.4	3/31.231 10/5:05.1	5/33.192 10/5:29.0	2/26.683 11/5:05.4					
10.	1/25.649 12/5:14.4	4/36.693 10/5:25.0	3/26.543 10/5:01.1	5/34.178 10/5:30.2	2/26.644 11/5:04.2					
11.	1/25.326 12/5:13.5				2/34.974 11/5:11.5					
12.	1/26.574 12/5:13.9									

Top Qualifiers	Qual#	Laps	Race Time (Difference)	Round	Race	Pos in Race	Fast Lap
Intravia, Chris	1	12	5:13.980	1	5	1	25.115
Butera, Gavin "The Hammer"	2	11	5:11.535	1	5	2	26.013
OBryan, Michael	3	10	5:01.163	1	5	3	26.375
Honcho, Mike	4	10	5:25.089 23.92	1	5	4	27.999
Hancock, John	5	10	5:30.289 5.200	1	5	5	28.443
Gimenez, Carlos	6	3	1:40.997	1	5	6	30.562

E-buggy

Top Qualifier is Intravia, Chris 12/5: 13.980 (Rnd 1)

Round 1

6

Coral Springs RC Track

Ser#42318

Timing and Scoring by www.RCScoringPro.com

Sponsor	Driver Name	Car	Pos	Laps	Race Time	Behind	Fast Lap	Average Top 5	Top 10	Top 15	Q#
	Neddeff, Matt	2	1	11	5:05.743		26.468	26.945	27.380		2
	Hutton, Jonathan	1	2	11	5:11.916	6.173	25.678	26.833	27.604		4
	Faigman, Matt	5	3	11	5:26.276	20.533	27.234	27.811	29.309		5
	Romani, Ron	4	4	11	5:26.839	21.096	26.660	27.098	29.067		6
	Blume, Richard	3	5	10	5:22.203		28.156	29.222	32.220		8
	Phillips, Bill	7	6	9	5:24.853		30.109	33.220			11
	Johnston, Richard	6	7	4	1:56.477		27.428				12

Car#	1	2	3	4	5	6	7	8	9	10
	Hutton	Neddeff	Blume	Romani	Faigman	Johnston	Phillips			
1.	7/35.874 9/5:22.8	2/27.852 11/5:06.3	4/29.320 11/5:22.5	3/29.211 11/5:21.3	1/27.683 11/5:04.4	5/31.977 10/5:19.8	6/33.243 10/5:32.4			
2.	5/27.342 10/5:16.1	1/27.780 11/5:05.9	7/42.953 9/5:25.2	2/27.023 11/5:09.2	3/31.026 11/5:22.9	4/28.319 10/5:01.5	6/38.771 9/5:24.0			
3.	5/27.382 10/5:02.0	1/26.468 11/5:01.0	6/33.815 9/5:18.2	2/26.839 11/5:04.5	3/27.898 11/5:17.5	4/27.428 11/5:21.6	7/38.226 9/5:30.7			
4.	4/27.885 11/5:25.8	1/27.051 11/5:00.1	6/30.007 9/5:06.2	5/36.167 11/5:27.9	2/27.683 11/5:14.2	3/28.753 11/5:20.3	7/42.494 8/5:05.4			
5.	3/27.425 11/5:21.0	1/27.360 11/5:00.3	5/29.528 10/5:31.2	2/26.660 11/5:20.9	4/33.191 11/5:24.4		6/36.582 8/5:02.9			
6.	3/30.469 11/5:23.3	1/28.015 11/5:01.6	5/30.037 10/5:26.1	2/30.220 11/5:22.8	4/30.448 11/5:26.2		6/30.405 9/5:29.5			
7.	2/25.678 11/5:17.5	1/26.865 11/5:00.7	5/32.400 10/5:25.7	3/30.245 11/5:24.2	4/31.368 11/5:28.9		6/39.263 9/5:32.9			
8.	2/27.870 11/5:16.1	1/26.981 11/5:00.2	5/28.156 10/5:20.2	3/31.541 11/5:27.1	4/30.104 11/5:29.1		6/30.109 9/5:25.2			
9.	2/27.007 11/5:14.0	1/28.030 11/5:01.1	5/36.886 10/5:25.6	3/27.096 11/5:23.8	4/27.234 11/5:25.8		6/35.760 9/5:24.8			
10.	2/28.229 11/5:13.6	1/27.401 11/5:01.1	5/29.101 10/5:22.1	4/33.964 11/5:28.8	3/28.559 11/5:24.7					
11.	2/26.755 11/5:11.9	1/31.940 11/5:05.7		4/27.873 11/5:26.8	3/31.082 11/5:26.2					

Top Qualifiers	Qual#	Laps	Race Time (Difference)	Round	Race	Pos in Race	Fast Lap
Intravia, Chris	1	12	5:13.980	1	5	1	25.115
Neddeff, Matt	2	11	5:05.743	1	6	1	26.468
Butera, Gavin "The Hammer"	3	11	5:11.535 5.792	1	5	2	26.013
Hutton, Jonathan	4	11	5:11.916 0.381	1	6	2	25.678
Faigman, Matt	5	11	5:26.276 14.36	1	6	3	27.234
Romani, Ron	6	11	5:26.839 0.563	1	6	4	26.660
OBryan, Michael	7	10	5:01.163	1	5	3	26.375
Blume, Richard	8	10	5:22.203 21.04	1	6	5	28.156
Honcho, Mike	9	10	5:25.089 2.886	1	5	4	27.999
Hancock, John	10	10	5:30.289 5.200	1	5	5	28.443

2wd Stock

Top Qualifier is Intravia, Chris 11/5:12.071 (Rnd 1)

Round 2

1

Coral Springs RC Track

Ser#42318

Timing and Scoring by www.RCScoringPro.com

Sponsor	Driver Name	Car	Pos	Laps	Race Time	Behind	Fast Lap	Average Top 5	Top 10	Top 15	Q#
	Intravia, Chris	2	1	11	5:12.569		26.954	27.377	28.002		1
	Record, Corey	6	2	11	5:20.557	7.988	27.282	27.676	28.687		2
	Hutton, Jonathan	7	3	10	5:09.567		28.390	29.573	30.957		3
	Romani, Ron	8	4	10	5:16.379	6.812	29.159	29.936	31.638		4
	Gimenez, Carlos	1	5	9	5:00.846		31.361	31.845			5
	Gilbert, Nate	10	6	9	5:03.277	2.431	31.595	32.347			6
	Reynolds, AJ	4	7	9	5:14.565	13.719	31.837	32.430			7
	Quiros, Nacho	3	8	9	5:17.064	16.218	31.881	33.282			8
	Senyk, Paul	9	9	9	5:23.844	22.998	32.625	33.603			9
	Santiso, Tristan	5	10	9	5:25.304	24.458	32.616	33.103			10

Car#	1	2	3	4	5	6	7	8	9	10
	Gimenez	Intravia	Quiros	Reynolds	Santiso	Record	Hutton	Romani	Senyk	Gilbert
1.	10/38.537 8/5:08.3	1/30.001 11/5:30.0	9/38.483 8/5:07.8	3/32.012 10/5:20.0	6/33.733 9/5:03.5	2/30.352 10/5:03.5	4/32.075 10/5:20.7	8/34.553 9/5:10.9	7/34.353 9/5:09.1	5/33.234 10/5:32.2
2.	8/32.624 9/5:20.2	1/26.954 11/5:13.2	9/35.300 9/5:32.0	5/34.683 9/5:00.1	10/47.413 8/5:24.6	2/27.282 11/5:16.9	3/30.185 10/5:11.3	4/31.605 10/5:30.7	6/35.419 9/5:13.9	7/37.346 9/5:17.6
3.	5/31.794 9/5:08.8	1/28.648 11/5:13.8	9/33.802 9/5:22.7	7/38.434 9/5:15.3	10/33.329 8/5:05.2	2/31.408 11/5:26.4	3/30.138 10/5:08.0	4/31.190 10/5:24.4	6/34.336 9/5:12.3	8/35.333 9/5:17.7
4.	5/32.024 9/5:03.7	1/27.226 11/5:10.2	9/31.881 9/5:13.8	8/33.011 9/5:10.8	10/33.107 9/5:32.0	2/27.583 11/5:20.7	4/36.575 10/5:22.4	3/29.159 10/5:16.2	6/33.645 9/5:09.9	7/32.225 9/5:10.8
5.	5/34.950 9/5:05.8	1/28.130 11/5:10.1	9/41.691 9/5:26.0	8/42.173 9/5:24.5	10/34.182 9/5:27.1	2/33.691 10/5:00.6	4/29.182 10/5:16.3	3/29.556 10/5:12.1	7/39.097 9/5:18.3	6/34.193 9/5:10.1
6.	5/31.361 9/5:01.9	1/28.302 11/5:10.3	9/35.179 9/5:24.5	10/37.124 9/5:26.1	8/32.616 9/5:21.5	2/28.016 11/5:26.9	4/28.390 10/5:10.9	3/29.879 10/5:09.8	7/32.625 9/5:14.2	6/34.669 9/5:10.5
7.	5/34.696 9/5:03.4	1/27.385 11/5:09.0	8/32.473 9/5:19.8	9/33.326 9/5:22.4	10/41.379 9/5:28.8	2/28.082 11/5:24.3	4/29.989 10/5:09.3	3/29.898 10/5:08.3	7/36.063 9/5:15.6	6/31.595 9/5:06.7
8.	5/31.422 9/5:00.8	1/27.707 11/5:08.4	7/33.283 9/5:17.3	8/31.965 9/5:18.0	9/32.729 9/5:24.5	2/28.411 11/5:22.8	3/30.164 10/5:08.3	4/31.497 10/5:09.1	10/45.251 9/5:27.1	6/31.819 9/5:04.2
9.	5/33.438 9/5:00.8	1/27.614 11/5:07.9	8/34.972 9/5:17.0	7/31.837 9/5:14.5	10/36.816 9/5:25.3	2/27.419 11/5:20.5	3/32.106 10/5:09.7	4/32.123 10/5:10.5	9/33.055 9/5:23.8	6/32.863 9/5:03.2
10.		1/28.054 11/5:08.0				2/29.178 11/5:20.5	3/30.763 10/5:09.5	4/36.919 10/5:16.3		
11.		1/32.548 11/5:12.5				2/29.135 11/5:20.5				

Top Qualifiers	Qual#	Laps	Race Time (Difference)	Round	Race	Pos in Race	Fast Lap
Intravia, Chris	1	11	5:12.071	1	1	1	27.115
Record, Corey	2	11	5:20.557 8.486	2	1	2	27.282
Hutton, Jonathan	3	10	5:09.567	2	1	3	28.390
Romani, Ron	4	10	5:16.379 6.812	2	1	4	29.159
Gimenez, Carlos	5	9	5:00.846	2	1	5	31.361
Gilbert, Nate	6	9	5:03.277 2.431	2	1	6	31.595
Reynolds, AJ	7	9	5:14.565 11.28	2	1	7	31.837
Quiros, Nacho	8	9	5:17.064 2.499	2	1	8	31.881
Senyk, Paul	9	9	5:23.844 6.780	2	1	9	32.625
Santiso, Tristan	10	9	5:25.304 1.460	2	1	10	32.616

Top Qualifier is Record, Corey 11/5: 31.240 (Rnd 1)



Coral Springs RC Track

Ser#42318

Timing and Scoring by www.RCScoringPro.com

Sponsor	Driver Name	Car	Pos	Laps	Race Time	Behind	Fast Lap	Average Top 5	Top 10	Top 15	Q#
	Record, Corey	4	1	10	5:00.637		28.573	28.734	30.064		1
	Allen, Tom	3	2	10	5:06.399	5.762	29.425	29.779	30.640		2
	Neddeff, Matt	5	3	10	5:09.250	8.613	29.203	29.748	30.925		3
	Johnston, Richard	6	4	10	5:20.875	20.238	30.918	31.360	32.087		4
	Quiros, Shaun	2	5	9	5:01.309		31.796	32.334			6
	Cooper, Jared	1	6	9	5:14.502	13.193	31.506	32.396			5

Car#	1	2	3	4	5	6	7	8	9	10
	Cooper	Quiros	Allen	Record	Neddeff	Johnston				
1.	4/31.506 10/5:15.1	5/31.796 10/5:18.0	1/29.754 11/5:27.2	3/29.945 11/5:29.4	2/29.883 11/5:28.6	6/32.408 10/5:24.0				
2.	6/36.477 9/5:05.9	4/34.466 10/5:31.3	2/29.425 11/5:25.4	1/28.622 11/5:22.1	3/29.902 11/5:28.7	5/33.873 10/5:31.3				
3.	6/37.435 9/5:16.2	5/36.592 9/5:08.5	2/29.674 11/5:25.7	1/28.573 11/5:19.5	3/33.385 10/5:10.5	4/31.976 10/5:27.5				
4.	6/32.159 9/5:09.5	5/33.135 9/5:05.9	3/33.746 10/5:06.5	1/30.005 11/5:22.1	2/29.203 10/5:05.9	4/30.918 10/5:22.9				
5.	6/33.381 9/5:07.7	5/33.376 9/5:04.8	2/30.043 10/5:05.2	1/34.015 10/5:02.3	3/35.085 10/5:14.9	4/32.014 10/5:22.3				
6.	5/32.465 9/5:05.1	6/35.207 9/5:06.8	2/30.275 10/5:04.8	1/28.909 10/5:00.1	3/29.985 10/5:12.3	4/31.013 10/5:20.3				
7.	5/32.974 9/5:03.9	6/31.963 9/5:04.1	1/30.233 10/5:04.5	2/33.706 10/5:05.3	3/29.831 10/5:10.3	4/31.108 10/5:19.0				
8.	6/45.227 9/5:16.8	5/32.152 9/5:02.2	2/31.688 10/5:06.0	1/28.945 10/5:03.3	3/30.777 10/5:10.0	4/32.232 10/5:19.4				
9.	6/32.878 9/5:14.5	5/32.622 9/5:01.3	2/31.560 10/5:07.1	1/29.295 10/5:02.2	3/29.923 10/5:08.8	4/31.784 10/5:19.2				
10.			2/30.001 10/5:06.3	1/28.622 10/5:00.6	3/31.276 10/5:09.2	4/33.549 10/5:20.8				

Top Qualifiers	Qual#	Laps	Race Time (Difference)	Round	Race	Pos in Race	Fast Lap
Record, Corey	1	11	5:31.240	1	2	1	28.416
Allen, Tom	2	10	5:05.882	1	2	2	30.097
Neddeff, Matt	3	10	5:09.250 3.368	2	2	3	29.203
Johnston, Richard	4	10	5:20.875 11.62	2	2	4	30.918
Cooper, Jared	5	10	5:30.404 9.529	1	2	5	31.089
Quiros, Shaun	6	9	5:01.309	2	2	5	31.796

4wd Mod

Round 2

Top Qualifier is Intravia, Chris 12/5: 20.359 (Rnd 1)

3

Coral Springs RC Track

Ser#42318

Timing and Scoring by www.RCScoringPro.com

Sponsor	Driver Name	Car	Pos	Laps	Race Time	Behind	Fast Lap	Average Top 5	Top 10	Top 15	Q#
	Record, Corey	5	1	12	5:21.894		25.148	25.583	26.103		2
	Intravia, Chris	2	2	12	5:22.717	0.823	25.174	25.527	26.033		1
	Butera, Gavin "The Hammer"	4	3	11	5:00.409		26.035	26.306	27.027		3
	Rodriguez, Fred	6	4	11	5:09.975	9.566	26.458	26.848	27.730		4
	Romani, Ron	9	5	11	5:14.660	14.251	26.476	27.255	27.818		5
	Neddeff, Matt	8	6	11	5:15.661	15.252	27.159	27.543	28.296		6
	Lee, Pak	10	7	11	5:18.487	18.078	26.993	27.488	28.342		7
	Cooper, Jared	1	8	11	5:26.884	26.475	26.904	27.287	28.571		8
	Hutton, Jonathan	7	9	11	5:28.181	27.772	27.492	28.131	29.541		9
	OBryan, Mchael	3	10	10	5:11.323		27.362	28.184	31.132		10

Car#	1	2	3	4	5	6	7	8	9	10
	Cooper	Intravia	OBryan	Butera	Record	Rodriguez	Hutton	Neddeff	Romani	Lee
1.	9/31.600 10/5:16.0	1/25.954 12/5:11.3	10/32.213 10/5:22.1	6/28.848 11/5:17.3	2/26.011 12/5:12.1	3/27.783 11/5:05.5	8/31.233 10/5:12.3	5/28.504 11/5:13.5	7/29.282 11/5:22.0	4/27.850 11/5:06.3
2.	9/29.105 10/5:03.5	1/25.469 12/5:08.5	10/28.497 10/5:03.5	4/26.332 11/5:03.4	2/27.304 12/5:19.8	5/29.095 11/5:12.8	8/28.253 11/5:27.1	7/28.885 11/5:15.6	6/27.965 11/5:14.8	3/27.322 11/5:03.4
3.	9/28.132 11/5:25.7	1/26.815 12/5:12.9	10/32.564 10/5:10.8	5/30.136 11/5:12.8	2/25.792 12/5:16.4	3/26.711 11/5:06.4	8/28.934 11/5:24.2	6/28.568 11/5:15.1	4/27.152 11/5:09.4	7/31.975 11/5:19.5
4.	8/27.720 11/5:20.5	1/25.488 12/5:11.1	10/27.362 10/5:01.6	4/27.746 11/5:10.9	2/25.306 12/5:13.2	7/32.672 11/5:19.7	9/28.713 11/5:22.1	5/27.950 11/5:13.2	3/28.199 11/5:09.6	6/26.993 11/5:13.8
5.	9/41.171 10/5:15.4	1/25.174 12/5:09.3	10/39.241 10/5:19.7	3/26.097 11/5:06.1	2/25.148 12/5:10.9	7/27.214 11/5:15.6	8/27.492 11/5:18.1	5/27.618 11/5:11.3	4/27.851 11/5:08.9	6/27.465 11/5:11.5
6.	9/27.881 10/5:09.3	2/34.611 12/5:27.0	10/34.388 10/5:23.7	3/27.365 11/5:05.2	1/26.435 12/5:12.0	7/26.704 11/5:11.9	8/27.783 11/5:16.0	6/28.043 11/5:10.8	4/26.476 11/5:06.0	5/27.812 11/5:10.6
7.	9/32.558 10/5:11.6	2/26.197 12/5:25.2	10/31.995 10/5:23.2	3/26.381 11/5:03.1	1/25.715 12/5:11.5	5/27.370 11/5:10.4	8/32.766 11/5:22.4	6/31.244 11/5:15.5	4/28.610 11/5:07.2	7/35.072 11/5:21.3
8.	9/26.904 10/5:06.3	2/27.400 12/5:25.6	10/28.413 10/5:18.3	3/26.035 11/5:01.0	1/32.298 12/5:21.0	5/29.455 11/5:12.1	8/30.790 11/5:24.4	6/27.159 11/5:13.4	4/27.412 11/5:06.5	7/28.341 11/5:20.1
9.	9/27.372 10/5:02.7	2/25.694 12/5:23.7	10/28.045 10/5:14.1	3/26.802 11/5:00.3	1/27.156 12/5:21.5	5/27.153 11/5:10.6	8/32.204 11/5:27.7	6/27.277 11/5:11.9	4/27.779 11/5:06.4	7/28.860 11/5:19.8
10.	9/27.514 11/5:29.9	1/25.810 12/5:22.3	10/28.605 10/5:11.3	3/26.686 12/5:26.9	2/28.566 12/5:23.6	5/26.458 11/5:08.6	8/28.412 11/5:26.2	6/27.712 11/5:11.2	4/27.458 11/5:05.9	7/28.300 11/5:18.9
11.	8/26.927 11/5:26.8	1/26.330 12/5:21.7		3/27.981 11/5:00.4	2/25.952 12/5:22.5	4/29.360 11/5:09.9	9/31.601 11/5:28.1	6/32.701 11/5:15.6	5/36.476 11/5:14.6	7/28.497 11/5:18.4
12.		2/27.775 12/5:22.7			1/26.211 12/5:21.8					

Top Qualifiers	Qual#	Laps	Race Time (Difference)	Round	Race	Pos in Race	Fast Lap
Intravia, Chris	1	12	5:20.359	1	3	1	24.784
Record, Corey	2	12	5:21.894 1.535	2	3	1	25.148
Butera, Gavin "The Hammer"	3	11	5:00.409	2	3	3	26.035
Rodriguez, Fred	4	11	5:09.975 9.566	2	3	4	26.458
Romani, Ron	5	11	5:14.660 4.685	2	3	5	26.476
Neddeff, Matt	6	11	5:15.661 1.001	2	3	6	27.159
Lee, Pak	7	11	5:18.487 2.826	2	3	7	26.993
Cooper, Jared	8	11	5:26.884 8.397	2	3	8	26.904
Hutton, Jonathan	9	11	5:28.181 1.297	2	3	9	27.492
OBryan, Michael	10	10	5:11.323	2	3	10	27.362