



Coral Springs RC Track Race Day

Ser#42318

Timing and Scoring by www.RCScoringPro.com

Sponsor	Driver Name	Car	Pos	Laps	Race Time	Behind	Fast Lap	Average Top 5	Top 10	Top 15	Q#
	Fales, Doug	2	1	12	5:20.056		24.792	25.071	26.093		1
	Souza, Cesar	3	2	12	5:23.870	3.814	23.531	24.710	26.114		2
	Large, Scott	5	3	11	5:29.145		27.214	27.604	28.925		3
	Davis, Teddy	1	4	10	4:32.089		24.513	25.051	27.209		4
	Gibson, Adrian	4	5	8	5:22.422		24.694	28.061			5
	Delfino, Scott	6	6	6	2:42.132		25.839	26.624			6

Car#	1	2	3	4	5	6	7	8	9	10
	Davis	Fales	Souza	Gibson	Large	Delfino				
1.	1/25.218	5/30.408	2/26.231	6/33.342	3/28.338	4/29.011				
2.	1/24.520	6/27.908	2/23.531	5/24.694	4/27.287	3/26.293				
3.	2/28.205	6/27.939	1/23.971	5/27.795	4/27.737	3/25.839				
4.	2/24.513	5/28.303	1/28.276	6/30.979	4/27.445	3/27.327				
5.	2/26.149	4/25.347	1/25.530	5/26.745	6/33.796	3/26.256				
6.	1/24.854	4/24.792	2/28.123	5/30.105	6/30.861	3/27.406				
7.	1/29.206	3/25.706	2/33.429	5/30.966	4/27.214					
8.	1/26.672	3/28.716	2/26.878	5/117.796	4/28.535					
9.	1/30.507	3/25.226	2/28.081		4/39.897					
10.	2/32.245	1/25.164	3/29.301		4/28.694					
11.		1/24.824	2/25.662		3/29.341					
12.		1/25.723	2/24.857							

Coral Springs RC Track Race Day

Ser#42318

Timing and Scoring by www.RCScoringPro.com

Sponsor	Driver Name	Car	Pos	Laps	Race Time	Behind	Fast Lap	Average Top 5	Top 10	Top 15	Q#
	Lopez, Jader	4	1	13	5:07.477		21.816	22.161	22.483		1
	Schaefer, Chris	1	2	13	5:25.569	18.092	23.385	24.138	24.518		2
	Laos, "PacMan" Christopher	5	3	11	5:00.572		24.061	25.397	26.856		3
	Fabiani, Massimo	8	4	11	5:01.644	1.072	24.719	25.026	27.088		4
	Orell, Ed	7	5	11	5:14.443	13.871	24.787	26.277	28.162		5
	Honcho, Mke	2	6	10	5:14.212		26.735	29.217	31.421		6
	James, Marco	6	7	9	4:41.642		27.165	28.567			7
	Garoutte, Conner	3	8	9	5:01.209	19.567	26.163	31.209			8

Car#	1	2	3	4	5	6	7	8	9	10
	Schaefer	Honcho	Garoutte	Lopez	Laos	James	Orell	Fabiani		
1.	2/24.535	7/32.655	8/34.074	1/22.443	3/27.354	5/28.640	4/28.110	6/30.636		
2.	1/24.984	7/32.676	8/36.025	2/27.796	3/24.061	5/28.191	4/28.590	6/27.439		
3.	2/27.474	7/33.654	8/34.057	1/22.551	3/25.897	5/27.165	4/26.093	6/30.245		
4.	2/24.331	7/31.584	8/38.194	1/22.280	3/26.191	6/34.184	4/26.121	5/24.719		
5.	2/24.739	7/34.405	8/26.163	1/29.174	3/32.017	6/37.222	5/31.816	4/24.847		
6.	1/23.771	7/32.533	8/33.717	2/25.675	4/27.959	6/32.225	5/24.787	3/24.719		
7.	2/25.078	7/26.735	8/32.242	1/22.742	3/28.138	6/35.175	5/28.846	4/30.761		
8.	2/25.643	7/28.282	8/29.868	1/22.409	4/30.109	6/28.338	5/31.145	3/25.933		
9.	2/24.790	6/26.950	8/36.869	1/21.816	3/25.674	7/30.502	5/29.837	4/30.162		
10.	2/24.670	6/34.738		1/22.488	3/25.160		5/26.272	4/24.911		
11.	2/23.385			1/23.703	3/28.012		5/32.826	4/27.272		
12.	2/24.893			1/22.541						
13.	2/27.276			1/21.859						

Top Qualifiers		Qual#	Laps	Race Time (Difference)	Round	Race	Pos in Race	Fast Lap
	Lopez, Jader	1	13	5:07.477	1	2	1	21.816
	Schaefer, Chris	2	13	5:25.569 18.09	1	2	2	23.385
	Laos, "PacMan" Christopher	3	11	5:00.572	1	2	3	24.061
	Fabiani, Massimo	4	11	5:01.644 1.072	1	2	4	24.719
	Orell, Ed	5	11	5:14.443 12.79	1	2	5	24.787
	Honcho, Mike	6	10	5:14.212	1	2	6	26.735
	James, Marco	7	9	4:41.642	1	2	7	27.165
	Garoutte, Conner	8	9	5:01.209 19.56	1	2	8	26.163

E-buggy

Top Qualifier is Lopez, Jader 13/5: 07.477 (Rnd 1)


Round 1

3

Coral Springs RC Track Race Day

Ser#42318

Timing and Scoring by www.RCScoringPro.com

Sponsor	Driver Name	Car	Pos	Laps	Race Time	Behind	Fast Lap	Average Top 5	Top 10	Top 15	Q#
	Fales, Justin	4	1	14	5:22.514		21.755	21.863	22.267		1
	Large, Scott	5	2	12	5:32.054		25.519	26.055	27.021		4
	Hutton, Jonathan	2	3	11	5:01.320		24.253	25.489	27.100		6
	Lee, Pak	3	4	11	5:15.733	14.413	25.119	26.465	28.248		9
	Cox, Joshua	6	5	11	5:27.590	26.270	27.083	27.858	29.305		10
	Souza, Cesar	1	6	9	5:09.377		26.820	30.825			14
	Large, Brandon	7	7	0							15

Car# 1	2	3	4	5	6	7	8	9	10
Souza	Hutton	Lee	Fales	Large	Cox	Large			
1. 6/40.177	4/30.322	3/28.224	1/25.789	2/26.569	5/33.139				
2. 6/31.880	4/25.446	3/26.103	1/23.758	2/25.991	5/28.988				
3. 6/32.567	4/29.170	3/25.119	1/22.664	2/25.519	5/29.112				
4. 6/26.820	4/28.148	2/26.701	1/22.895	3/29.683	5/29.888				
5. 6/33.854	4/25.287	2/30.183	1/21.861	3/28.677	5/30.859				
6. 6/31.294	3/29.765	4/33.255	1/22.046	2/25.928	5/34.537				
7. 6/44.709	3/25.345	4/29.469	1/22.503	2/29.633	5/27.083				
8. 6/31.563	2/24.253	4/32.162	1/21.870	3/26.808	5/27.597				
9. 6/36.513	2/27.116	4/26.177	1/21.781	3/27.815	5/27.499				
10.	3/28.668	4/29.006	1/24.315	2/26.268	5/28.122				
11.	3/27.800	4/29.334	1/21.755	2/27.007	5/30.766				
12.			1/23.154	2/32.156					
13.			1/22.139						
14.			1/25.984						


Top Qualifiers	Qual#	Laps	Race Time (Difference)	Round	Race	Pos in Race	Fast Lap
Fales, Justin	1	14	5:22.514	1	3	1	21.755
Lopez, Jader	2	13	5:07.477	1	2	1	21.816
Schaefer, Chris	3	13	5:25.569 18.09	1	2	2	23.385
Large, Scott	4	12	5:32.054	1	3	2	25.519
Laos, "PacMan" Christopher	5	11	5:00.572	1	2	3	24.061
Hutton, Jonathan	6	11	5:01.320 0.748	1	3	3	24.253
Fabiani, Massimo	7	11	5:01.644 0.324	1	2	4	24.719
Orell, Ed	8	11	5:14.443 12.79	1	2	5	24.787
Lee, Pak	9	11	5:15.733 1.290	1	3	4	25.119
Cox, Joshua	10	11	5:27.590 11.85	1	3	5	27.083



Coral Springs RC Track Race Day

Ser#42318

Timing and Scoring by www.RCScoringPro.com

Sponsor	Driver Name	Car	Pos	Laps	Race Time	Behind	Fast Lap	Average Top 5	Top 10	Top 15	Q#
	Prine, Greg	4	1	11	5:18.516		26.286	26.932	28.140		1
	Baio, Joe	5	2	11	5:22.455	3.939	26.103	27.084	28.799		2
	Prine, Jordan	7	3	10	5:03.430		25.818	27.330	30.343		3
	Laos, "PacMan" Christopher	2	4	5	2:33.191		28.615	30.638			4
	Lee, Alain	3	5	5	5:01.951	48.760	50.833	60.390			5
	Lee, Hawkin	1	6	0							6
	Aguero, Larry	6	7	0							7

Car#	1	2	3	4	5	6	7	8	9	10
	Lee	Laos	Lee	Prine	Baio	Aguero	Prine			
1.		3/30.908	5/53.856	1/26.286	2/30.822		4/33.789			
2.		2/30.243	5/69.624	1/27.078	3/32.522		4/35.644			
3.		3/34.058	5/69.405	1/32.919	2/29.141		4/28.176			
4.		3/29.367	5/58.233	1/27.052	4/34.464		2/26.791			
5.		3/28.615	5/50.833	1/27.806	4/27.677		2/25.818			
6.				1/27.319	3/26.839		2/29.281			
7.				1/27.284	3/28.732		2/28.762			
8.				1/37.112	2/31.352		3/33.855			
9.				1/27.012	3/27.925		2/27.103			
10.				1/27.231	2/26.878		3/34.211			
11.				1/31.417	2/26.103					

Top Qualifiers		Qual#	Laps	Race Time (Difference)		Round	Race	Pos in Race	Fast Lap
	Prine, Greg	1	11	5:18.516		1	4	1	26.286
	Baio, Joe	2	11	5:22.455	3.939	1	4	2	26.103
	Prine, Jordan	3	10	5:03.430		1	4	3	25.818
	Laos, "PacMan" Christopher	4	5	2:33.191		1	4	4	28.615
	Lee, Alain	5	5	5:01.951	148.7	1	4	5	50.833
	Lee, Hawkin	6	0			1	4	6	
	Aguero, Larry	6	0		0.000	1	4	7	

Pro 4 Mod

Round 1

Top Qualifier is Prine, Greg 11/5: 18.516 (Rnd 1)

5

Coral Springs RC Track Race Day

Ser#42318

Timing and Scoring by www.RCScoringPro.com

Sponsor	Driver Name	Car	Pos	Laps	Race Time	Behind	Fast Lap	Average Top 5	Top 10	Top 15	Q#
	Fabiani, Massimo	7	1	12	5:12.633		24.764	25.101	25.671		1
	Orell, Ed	4	2	11	5:12.228		25.349	25.905	28.033		2
	Laos, Humberto	1	3	11	5:23.517	11.289	27.605	28.041	28.793		5
	Jones, Jeff	6	4	10	5:05.653		28.088	28.964	30.565		7
	Serio, Phil	2	5	10	5:28.349	22.696	29.183	30.040	32.835		8
	Hancock, John	3	6	10	5:31.190	25.537	28.201	29.134	33.119		9
	Cooper, Jared	5	7	6	2:38.048		24.202	25.851			10

Car#	1	2	3	4	5	6	7	8	9	10
	Laos	Serio	Hancock	Orell	Cooper	Jones	Fabiani			
1.	3/29.029	6/31.557	7/31.806	4/30.771	1/25.083	5/31.437	2/26.931			
2.	4/27.605	6/29.552	7/37.274	3/25.714	1/25.671	5/29.603	2/25.003			
3.	4/28.382	6/39.016	7/38.362	3/27.012	1/24.202	5/32.055	2/25.533			
4.	3/29.699	6/31.275	7/28.201	4/31.902	2/28.315	5/28.088	1/25.561			
5.	4/28.524	6/29.183	7/28.589	3/25.349	2/25.983	5/28.727	1/24.764			
6.	4/30.412	6/31.415	7/29.150	3/29.736	2/28.794	5/28.995	1/24.965			
7.	3/27.954	6/40.666	5/29.317	2/25.577		4/30.082	1/25.241			
8.	3/35.591	6/35.495	5/30.412	2/25.871		4/37.416	1/25.654			
9.	3/27.738	6/30.452	5/44.860	2/31.206		4/29.845	1/26.052			
10.	3/30.050	5/29.738	6/33.219	2/27.676		4/29.405	1/27.249			
11.	3/28.533			2/31.414			1/28.678			
12.							1/27.002			

Top Qualifiers	Qual#	Laps	Race Time (Difference)	Round	Race	Pos in Race	Fast Lap
Fabiani, Massimo	1	12	5:12.633	1	5	1	24.764
Orell, Ed	2	11	5:12.228	1	5	2	25.349
Prine, Greg	3	11	5:18.516 6.288	1	4	1	26.286
Baio, Joe	4	11	5:22.455 3.939	1	4	2	26.103
Laos, Humberto	5	11	5:23.517 1.062	1	5	3	27.605
Prine, Jordan	6	10	5:03.430	1	4	3	25.818
Jones, Jeff	7	10	5:05.653 2.223	1	5	4	28.088
Serio, Phil	8	10	5:28.349 22.69	1	5	5	29.183
Hancock, John	9	10	5:31.190 2.841	1	5	6	28.201
Cooper, Jared	10	6	2:38.048	1	5	7	24.202

13.5 4WD Buggy

Round 1



Coral Springs RC Track Race Day

Ser#42318

Timing and Scoring by www.RCScoringPro.com

Sponsor	Driver Name	Car	Pos	Laps	Race Time	Behind	Fast Lap	Average Top 5	Top 10	Top 15	Q#
	Jacobs, Rick	4	1	12	5:14.763		24.249	24.544	25.229		1
	Montiel, Christian	1	2	11	5:00.664		23.603	25.285	26.905		2
	Prine, Jordan	2	3	11	5:17.268	16.604	24.776	25.661	28.277		3
	Prine, Greg	5	4	10	5:09.451		27.876	28.311	30.945		4
	Aguero, Larry	6	5	10	5:22.586	13.135	28.636	29.712	32.259		5
	Morales, Cameron	3	6	6	2:33.048		24.136	25.283			6

Car#	1	2	3	4	5	6	7	8	9	10
	Montiel	Prine	Morales	Jacobs	Prine	Aguero				
1.	2/26.102	4/29.953	1/25.130	3/27.119	5/30.610	6/36.064				
2.	3/28.844	4/29.702	1/26.054	2/24.424	5/29.172	6/35.942				
3.	3/26.111	5/33.551	1/25.570	2/25.804	4/27.920	6/32.672				
4.	3/30.304	5/34.496	1/26.631	2/32.691	4/29.301	6/36.917				
5.	3/29.515	5/24.776	1/25.527	2/25.239	4/27.999	6/29.281				
6.	3/24.725	4/24.923	1/24.136	2/26.105	5/33.093	6/31.150				
7.	2/25.886	3/25.035		1/25.302	4/27.876	5/28.636				
8.	2/31.610	3/29.124		1/29.781	4/37.793	5/28.812				
9.	2/23.603	3/25.562		1/24.559	4/37.099	5/32.429				
10.	2/26.665	3/28.009		1/24.249	4/28.588	5/30.683				
11.	2/27.299	3/32.137		1/24.744						
12.				1/24.746						



Top Qualifiers	Qual#	Laps	Race Time (Difference)	Round	Race	Pos in Race	Fast Lap
Jacobs, Rick	1	12	5:14.763	1	6	1	24.249
Montiel, Christian	2	11	5:00.664	1	6	2	23.603
Prine, Jordan	3	11	5:17.268 16.60	1	6	3	24.776
Prine, Greg	4	10	5:09.451	1	6	4	27.876
Aguero, Larry	5	10	5:22.586 13.13	1	6	5	28.636
Morales, Cameron	6	6	2:33.048	1	6	6	24.136



Coral Springs RC Track Race Day

Ser#42318

Timing and Scoring by www.RCScoringPro.com

Sponsor	Driver Name	Car	Pos	Laps	Race Time	Behind	Fast Lap	Average Top 5	Top 10	Top 15	Q#
	Delfino, Scott	7	1	13	5:22.036		24.150	24.263	24.457		1
	Mbrales, Fred	1	2	12	5:05.764		21.528	23.466	24.864		2
	Orell, Ed	2	3	12	5:07.831	2.067	24.049	24.524	25.052		3
	Lee, Pak	4	4	12	5:13.339	7.575	25.479	25.617	25.824		4
	Honcho, Mke	5	5	12	5:28.379	22.615	24.887	25.529	26.471		5
	Cox, Joshua	3	6	11	5:16.481		25.951	26.722	28.318		6
	Fales, Justin	6	7	0							7

Car#	1	2	3	4	5	6	7	8	9	10
	Morales	Orell	Cox	Lee	Honcho	Fales	Delfino			
1.	4/27.846	2/25.576	5/29.150	3/25.702	6/32.713		1/25.258			
2.	4/27.079	2/24.945	6/32.092	3/25.620	5/25.821		1/24.594			
3.	5/29.282	2/25.682	6/27.891	3/25.479	4/24.887		1/24.402			
4.	4/25.457	2/24.069	6/29.658	3/25.905	5/27.557		1/24.212			
5.	4/24.351	2/25.662	6/26.187	3/27.914	5/26.928		1/27.152			
6.	3/21.528	2/25.965	6/27.328	4/25.747	5/27.375		1/24.523			
7.	3/25.353	2/24.625	6/33.296	4/25.590	5/27.697		1/24.314			
8.	3/23.785	2/24.049	6/25.951	4/25.692	5/26.378		1/24.738			
9.	3/27.030	2/24.934	6/30.782	4/27.189	5/25.448		1/24.992			
10.	3/25.723	2/29.740	6/26.832	4/26.673	5/25.113		1/25.057			
11.	3/26.017	2/25.014	6/27.314	4/25.916	5/27.505		1/24.237			
12.	2/22.313	3/27.570		4/25.912	5/30.957		1/24.150			
13.							1/24.407			

Top Qualifiers	Qual#	Laps	Race Time (Difference)		Round	Race	Pos in Race	Fast Lap
Delfino, Scott	1	13	5:22.036		1	7	1	24.150
Morales, Fred	2	12	5:05.764		1	7	2	21.528
Orell, Ed	3	12	5:07.831	2.067	1	7	3	24.049
Lee, Pak	4	12	5:13.339	5.508	1	7	4	25.479
Honcho, Mike	5	12	5:28.379	15.04	1	7	5	24.887
Cox, Joshua	6	11	5:16.481		1	7	6	25.951
Fales, Justin	7	0			1	7	7	

2WD Modified Buggy

Round 1



Coral Springs RC Track Race Day

Ser#42318

Timing and Scoring by www.RCScoringPro.com

Sponsor	Driver Name	Car	Pos	Laps	Race Time	Behind	Fast Lap	Average Top 5	Top 10	Top 15	Q#
	Cook, Ayrton	3	1	13	5:07.544		22.426	22.793	23.222		1
	Mbrales, Fred	4	2	13	5:22.846	15.302	22.929	23.286	23.852		2
	Mbrales, Cameron	10	3	12	5:12.135		24.115	24.709	25.157		3
	Jacobs, Rick	9	4	12	5:15.501	3.366	24.544	25.253	25.799		4
	Souza, Cesar	5	5	12	5:30.790	18.655	25.189	25.838	26.981		5
	Cooper, Jared	2	6	11	5:01.606		24.500	25.203	26.926		6
	Mntiel, Christian	8	7	11	5:23.117	21.511	25.101	27.944	29.113		7
	Orell, Ed	6	8	11	5:30.244	28.638	25.601	27.521	29.576		8
	Hutton, Jonathan	7	9	10	5:00.093		25.043	26.004	30.009		9
	Delfino, Scott	1	10	0							10

Car# 1	2	3	4	5	6	7	8	9	10
Delfino	Cooper	Cook	Morales	Souza	Orell	Hutton	Montiel	Jacobs	Morales
1.	3/25.090	2/23.660	1/23.482	8/28.990	9/30.375	6/26.563	7/28.891	4/25.744	5/26.495
2.	6/31.291	1/23.840	2/24.050	5/26.263	7/26.457	8/32.159	9/31.249	4/28.586	3/25.089
3.	7/32.345	1/23.046	2/24.570	6/29.155	5/26.861	9/33.400	8/29.298	4/26.271	3/25.024
4.	5/25.613	1/23.284	2/24.372	6/30.114	7/32.048	8/25.043	9/27.760	4/26.112	3/25.314
5.	5/24.500	1/24.046	2/24.204	7/29.924	8/30.499	6/26.934	9/31.985	3/26.303	4/31.992
6.	5/27.277	1/22.848	2/23.454	6/26.289	8/34.480	9/40.196	7/28.996	3/25.442	4/25.494
7.	6/31.863	1/23.425	2/23.275	5/25.922	9/31.049	8/25.205	7/29.375	3/24.544	4/24.777
8.	6/24.953	1/24.205	2/22.929	5/25.948	9/28.310	8/30.200	7/28.970	3/25.219	4/24.115
9.	6/26.672	1/22.426	2/23.290	5/26.027	9/32.496	7/26.273	8/29.570	4/27.209	3/24.829
10.	6/25.860	1/24.160	2/30.702	5/26.105	8/25.601	9/34.120	7/31.922	4/28.924	3/25.630
11.	6/26.142	1/26.959	2/26.134	5/25.189	8/32.068		7/25.101	4/25.831	3/28.574
12.		1/23.187	2/27.493	5/30.864				4/25.316	3/24.802
13.		1/22.458	2/24.891						

Top Qualifiers	Qual#	Laps	Race Time (Difference)	Round	Race	Pos in Race	Fast Lap
Cook, Ayrton	1	13	5:07.544	1	8	1	22.426
Morales, Fred	2	13	5:22.846 15.30	1	8	2	22.929
Morales, Cameron	3	12	5:12.135	1	8	3	24.115
Jacobs, Rick	4	12	5:15.501 3.366	1	8	4	24.544
Souza, Cesar	5	12	5:30.790 15.28	1	8	5	25.189
Cooper, Jared	6	11	5:01.606	1	8	6	24.500
Montiel, Christian	7	11	5:23.117 21.51	1	8	7	25.101
Orell, Ed	8	11	5:30.244 7.127	1	8	8	25.601
Hutton, Jonathan	9	10	5:00.093	1	8	9	25.043
Delfino, Scott	10	0		1	8	10	

Nitro Buggy

Top Qualifier is Fales, Doug 12/5: 20.056 (Rnd 1)

Round 2

1

Coral Springs RC Track Race Day

Ser#42318

Timing and Scoring by www.RCScoringPro.com

Sponsor	Driver Name	Car	Pos	Laps	Race Time	Behind	Fast Lap	Average Top 5	Top 10	Top 15	Q#
	Delfino, Scott	6	1	12	5:23.966		24.005	25.072	26.317		3
	Souza, Cesar	3	2	11	5:03.461		17.085	22.304	23.604		2
	Fales, Doug	2	3	11	5:04.881	1.420	23.543	23.959	24.686		1
	Large, Scott	5	4	11	5:12.986	9.525	26.360	26.714	27.790		4
	Gibson, Adrian	4	5	11	5:14.111	10.650	25.038	26.371	27.991		5
	Davis, Teddy	1	6	6	2:54.949		25.656	28.148			6

Car#	1	2	3	4	5	6	7	8	9	10
	Davis	Fales	Souza	Gibson	Large	Delfino				
1.	5/28.945	1/24.264	2/25.332	4/28.718	6/29.150	3/25.976				
2.	6/34.209	1/25.224	3/25.188	4/25.038	5/27.205	2/24.005				
3.	6/25.656	2/24.970	1/23.326	5/30.960	4/27.255	3/27.144				
4.	6/30.915	2/27.830	1/25.415	5/27.683	4/26.973	3/29.692				
5.	6/29.184	2/23.543	1/24.442	5/25.630	3/26.380	4/30.830				
6.	6/26.040	1/24.776	2/29.959	3/25.305	5/27.482	4/25.710				
7.		1/23.917	2/23.451	4/30.100	5/35.083	3/26.794				
8.		2/24.138	6/37.459	4/29.583	5/27.058	3/29.963				
9.		1/24.179	4/23.519	3/28.690	5/33.239	2/25.919				
10.		4/58.024	2/24.146	3/28.201	5/26.360	1/24.922				
11.		3/24.016	2/24.139	5/34.203	4/26.801	1/24.805				
12.						1/28.206				

Top Qualifiers	Qual#	Laps	Race Time (Difference)	Round	Race	Pos in Race	Fast Lap
Fales, Doug	1	12	5:20.056	1	1	1	24.792
Souza, Cesar	2	12	5:23.870 3.814	1	1	2	23.531
Delfino, Scott	3	12	5:23.966 0.096	2	1	1	24.005
Large, Scott	4	11	5:12.986	2	1	4	26.360
Gibson, Adrian	5	11	5:14.111 1.125	2	1	5	25.038
Davis, Teddy	6	10	4:32.089	1	1	4	24.513

E-buggy

Top Qualifier is Fales, Justin 14/5:22.514 (Rnd 1)

Round 2

2

Coral Springs RC Track Race Day

Ser#42318

Timing and Scoring by www.RCScoringPro.com

Sponsor	Driver Name	Car	Pos	Laps	Race Time	Behind	Fast Lap	Average Top 5	Top 10	Top 15	Q#
	Schaefer, Chris	1	1	12	5:03.668		24.034	24.382	25.001		3
	Fabiani, Massimo	8	2	11	5:03.999		24.094	24.436	27.108		7
	Orell, Ed	7	3	11	5:04.881	0.882	25.116	25.496	26.282		8
	Laos, "PacMan" Christopher	5	4	11	5:06.113	2.114	24.417	26.071	27.379		5
	Garoutte, Conner	3	5	10	5:12.314		28.016	29.429	31.231		11
	James, Marco	6	6	6	3:39.597		27.389	31.900			13
	Honcho, Mke	2	7	3	1:28.683		27.303				12
	Lopez, Jader	4	8	0							

Car# 1	2	3	4	5	6	7	8	9	10
Schaefer	Honcho	Garoutte	Lopez	Laos	James	Orell	Fabiani		
1. 2/26.527	4/29.438	6/32.028		3/27.234	7/33.718	1/25.861	5/31.509		
2. 1/25.964	6/31.942	7/32.259		3/27.834	5/27.389	2/29.061	4/24.094		
3. 1/24.400	5/27.303	7/29.794		3/27.888	6/31.800	2/25.971	4/29.033		
4. 1/26.836		6/33.552		2/24.417	5/31.775	3/27.294	4/24.102		
5. 1/26.821		5/35.561		3/27.660	6/60.099	4/42.056	2/24.333		
6. 1/25.242		5/30.050		2/24.814	6/34.816	4/25.939	3/32.916		
7. 1/24.328		5/31.767		2/29.588		4/25.986	3/24.656		
8. 1/25.123		5/28.060		3/32.324		4/27.034	2/31.082		
9. 1/24.034		5/28.016		3/29.216		4/25.349	2/27.252		
10. 1/24.060		5/31.227		4/28.908		3/25.116	2/24.995		
11. 1/25.087				4/26.230		3/25.214	2/30.027		
12. 1/25.246									

Top Qualifiers	Qual#	Laps	Race Time (Difference)	Round	Race	Pos in Race	Fast Lap
Fales, Justin	1	14	5:22.514	1	3	1	21.755
Lopez, Jader	2	13	5:07.477	1	2	1	21.816
Schaefer, Chris	3	13	5:25.569 18.09	1	2	2	23.385
Large, Scott	4	12	5:32.054	1	3	2	25.519
Laos, "PacMan" Christopher	5	11	5:00.572	1	2	3	24.061
Hutton, Jonathan	6	11	5:01.320 0.748	1	3	3	24.253
Fabiani, Massimo	7	11	5:01.644 0.324	1	2	4	24.719
Orell, Ed	8	11	5:04.881 3.237	2	2	3	25.116
Lee, Pak	9	11	5:15.733 10.85	1	3	4	25.119
Cox, Joshua	10	11	5:27.590 11.85	1	3	5	27.083

E-buggy

Top Qualifier is Fales, Justin 14/5: 22.514 (Rnd 1)

Round 2

3

Coral Springs RC Track Race Day

Ser#42318

Timing and Scoring by www.RCScoringPro.com

Sponsor	Driver Name	Car	Pos	Laps	Race Time	Behind	Fast Lap	Average Top 5	Top 10	Top 15	Q#
	Fales, Justin	4	1	14	5:14.120		21.230	21.475	21.822		1
	Hutton, Jonathan	2	2	12	5:15.210		24.019	24.512	25.394		4
	Lee, Pak	3	3	12	5:17.519	2.309	24.493	25.080	25.957		5
	Large, Scott	5	4	11	5:18.938		24.593	25.272	27.732		6
	Cox, Joshua	6	5	11	5:29.144	10.206	25.596	27.154	29.082		10
	Souza, Cesar	1	6	10	5:12.523		27.330	29.327	31.252		12
	Large, Brandon	7	7	9	5:01.111		27.785	29.779			15

Car#	1	2	3	4	5	6	7	8	9	10
	Souza	Hutton	Lee	Fales	Large	Cox	Large			
1.	6/30.638	2/24.263	3/26.047	1/23.391	4/27.184	5/28.977	7/32.030			
2.	6/28.749	2/24.019	3/24.493	1/21.586	4/28.050	5/27.939	7/32.652			
3.	6/30.500	2/25.891	3/25.131	1/21.230	4/24.947	5/29.071	7/40.046			
4.	6/27.330	3/30.578	2/25.683	1/23.110	4/32.778	5/27.007	7/31.818			
5.	6/33.245	3/27.976	2/27.402	1/24.331	4/25.053	5/25.596	7/27.803			
6.	6/32.212	3/24.507	2/25.051	1/21.529	4/24.593	5/38.317	7/40.827			
7.	6/33.271	2/24.657	3/28.735	1/22.127	4/25.777	5/27.770	7/27.785			
8.	6/31.162	2/25.114	3/25.042	1/22.090	4/31.452	5/28.909	7/29.457			
9.	6/29.417	2/26.058	3/29.217	1/22.528	4/31.495	5/27.456	7/38.693			
10.	6/35.999	2/30.694	3/27.429	1/21.869	4/25.988	5/29.774				
11.		2/25.188	3/26.361	1/21.430	4/41.621	5/38.328				
12.		2/26.265	3/26.928	1/25.068						
13.				1/22.233						
14.				1/21.598						

Top Qualifiers	Qual#	Laps	Race Time (Difference)	Round	Race	Pos in Race	Fast Lap
Fales, Justin	1	14	5:14.120	2	3	1	21.230
Lopez, Jader	2	13	5:07.477	1	2	1	21.816
Schaefer, Chris	3	13	5:25.569 18.09	1	2	2	23.385
Hutton, Jonathan	4	12	5:15.210	2	3	2	24.019
Lee, Pak	5	12	5:17.519 2.309	2	3	3	24.493
Large, Scott	6	12	5:32.054 14.53	1	3	2	25.519
Laos, "PacMan" Christopher	7	11	5:00.572	1	2	3	24.061
Fabiani, Massimo	8	11	5:01.644 1.072	1	2	4	24.719
Orell, Ed	9	11	5:04.881 3.237	2	2	3	25.116
Cox, Joshua	10	11	5:27.590 22.70	1	3	5	27.083

Pro 4 Mod

Round 2

Top Qualifier is Fabiani, Massimo 12/5: 12.633 (Rnd 1)



Coral Springs RC Track Race Day

Ser#42318

Timing and Scoring by www.RCScoringPro.com

Sponsor	Driver Name	Car	Pos	Laps	Race Time	Behind	Fast Lap	Average Top 5	Top 10	Top 15	Q#
	Prine, Greg	4	1	11	5:07.026		25.942	26.788	27.616		2
	Prine, Jordan	7	2	11	5:27.838	20.812	26.202	27.298	29.220		6
	Aguero, Larry	6	3	8	5:02.663		32.500	33.960			10
	Lee, Hawkin	1	4	7	5:02.887		37.308	41.328			11
	Baio, Joe	5	5	3	1:28.009		26.739				4
	Lee, Alain	3	6	0							
	Laos, "PacMan" Christopher	2	7	0							

Car#	1	2	3	4	5	6	7	8	9	10
	Lee	Laos	Lee	Prine	Baio	Aguero	Prine			
1.	5/47.657			1/28.490	3/33.017	4/39.127	2/28.501			
2.	4/37.308			1/26.107	3/28.253	5/46.496	2/26.363			
3.	5/46.483			2/29.297	3/26.739	4/38.338	1/26.820			
4.	4/48.590			1/28.239		3/33.587	2/34.391			
5.	4/39.386			1/28.488		3/32.560	2/35.643			
6.	4/42.217			1/30.861		3/32.500	2/31.339			
7.	4/41.246			1/25.942		3/47.242	2/29.344			
8.				1/26.948		3/32.813	2/29.749			
9.				1/27.424			2/28.606			
10.				1/27.710			2/26.202			
11.				1/27.520			2/30.880			

	Top Qualifiers	Qual#	Laps	Race Time (Difference)	Round	Race	Pos in Race	Fast Lap
	Fabiani, Massimo	1	12	5:12.633	1	5	1	24.764
	Prine, Greg	2	11	5:07.026	2	4	1	25.942
	Orell, Ed	3	11	5:12.228 5.202	1	5	2	25.349
	Baio, Joe	4	11	5:22.455 10.22	1	4	2	26.103
	Laos, Humberto	5	11	5:23.517 1.062	1	5	3	27.605
	Prine, Jordan	6	11	5:27.838 4.321	2	4	2	26.202
	Jones, Jeff	7	10	5:05.653	1	5	4	28.088
	Serio, Phil	8	10	5:28.349 22.69	1	5	5	29.183
	Hancock, John	9	10	5:31.190 2.841	1	5	6	28.201
	Aguero, Larry	10	8	5:02.663	2	4	3	32.500

Pro 4 Mod

Round 2

Top Qualifier is Fabiani, Massimo 12/5: 12.633 (Rnd 1)



Coral Springs RC Track Race Day

Ser#42318

Timing and Scoring by www.RCScoringPro.com

Sponsor	Driver Name	Car	Pos	Laps	Race Time	Behind	Fast Lap	Average Top 5	Top 10	Top 15	Q#
	Fabiani, Massimo	7	1	11	5:06.273		24.368	25.394	26.940		1
	Orell, Ed	4	2	11	5:14.318	8.045	26.183	26.987	28.276		3
	Cooper, Jared	5	3	10	5:06.150		24.510	25.132	26.958		8
	Laos, Humberto	1	4	10	5:13.236	7.086	28.391	29.535	31.324		5
	Serio, Phil	2	5	10	5:20.826	14.676	28.291	30.245	32.083		9
	Jones, Jeff	6	6	10	5:23.473	17.323	21.256	27.937	32.347		7
	Hancock, John	3	7	6	3:22.562		29.496	31.966			10

Car#	1	2	3	4	5	6	7	8	9	10
	Laos	Serio	Hancock	Orell	Cooper	Jones	Fabiani			
1.	5/29.829	7/31.831	6/30.568	3/26.688	2/25.269	4/29.118	1/24.453			
2.	5/31.276	6/32.789	7/37.084	3/26.183	2/24.510	4/30.022	1/24.368			
3.	4/29.521	5/30.831	7/29.496	3/31.554	2/30.703	6/37.844	1/27.552			
4.	4/32.233	5/35.799	7/42.731	3/31.245	2/25.322	6/36.250	1/24.969			
5.	4/28.950	6/31.722	7/31.472	3/27.360	2/27.098	5/21.256	1/29.991			
6.	4/37.480	6/37.164	7/31.211	3/27.320	2/25.652	5/44.290	1/27.205			
7.	4/30.983	6/30.369		3/27.396	2/29.447	5/30.303	1/27.609			
8.	4/28.391	6/32.018		3/30.634	2/24.906	5/29.685	1/25.977			
9.	4/31.551	5/28.291		3/29.234	1/30.948	6/35.099	2/36.869			
10.	4/33.022	5/30.012		3/27.384	2/36.573	6/29.606	1/27.309			
11.				3/29.320	1/25.722		2/29.971			

Top Qualifiers	Qual#	Laps	Race Time (Difference)	Round	Race	Pos in Race	Fast Lap
Fabiani, Massimo	1	12	5:12.633	1	5	1	24.764
Prine, Greg	2	11	5:07.026	2	4	1	25.942
Orell, Ed	3	11	5:12.228 5.202	1	5	2	25.349
Baio, Joe	4	11	5:22.455 10.22	1	4	2	26.103
Laos, Humberto	5	11	5:23.517 1.062	1	5	3	27.605
Prine, Jordan	6	11	5:27.838 4.321	2	4	2	26.202
Jones, Jeff	7	10	5:05.653	1	5	4	28.088
Cooper, Jared	8	10	5:06.150 0.497	2	5	3	24.510
Serio, Phil	9	10	5:20.826 14.67	2	5	5	28.291
Hancock, John	10	10	5:31.190 10.36	1	5	6	28.201

13.5 4WD Buggy

Round 2

Top Qualifier is Jacobs, Rick 12/5: 14.763 (Rnd 1)



Coral Springs RC Track Race Day

Ser#42318

Timing and Scoring by www.RCScoringPro.com

Sponsor	Driver Name	Car	Pos	Laps	Race Time	Behind	Fast Lap	Average Top 5	Top 10	Top 15	Q#
	Mbrales, Cameron	3	1	13	5:18.778		23.407	23.697	24.074		1
	Jacobs, Rick	4	2	12	5:03.696		23.375	23.887	24.633		2
	Prine, Greg	5	3	11	5:21.087		26.725	27.670	28.867		5
	Aguero, Larry	6	4	11	5:27.203	6.116	25.832	26.786	28.948		6
	Montiel, Christian	1	5	10	4:21.886		24.275	24.635	26.189		3
	Prine, Jordan	2	6	0							

Car#	1	2	3	4	5	6	7	8	9	10
	Montiel	Prine	Morales	Jacobs	Prine	Aguero				
1.	3/24.427		2/24.359	1/23.375	4/28.059	5/30.240				
2.	4/32.956		1/23.648	2/29.253	3/26.725	5/33.234				
3.	3/24.917		1/27.106	2/23.928	4/31.308	5/29.161				
4.	3/25.481		2/26.303	1/24.036	4/28.767	5/26.842				
5.	3/25.068		1/23.407	2/24.898	4/27.914	5/26.623				
6.	3/26.186		1/24.307	2/28.117	4/30.994	5/37.725				
7.	3/24.490		1/24.493	2/24.569	4/32.416	5/27.524				
8.	3/24.275		1/24.633	2/25.886	4/27.087	5/29.900				
9.	3/25.341		1/24.573	2/24.152	4/30.477	5/27.109				
10.	3/28.745		1/24.519	2/23.946	4/28.565	5/25.832				
11.			1/23.839	2/24.327	3/28.775	4/33.013				
12.			1/23.870	2/27.209						
13.			1/23.721							

Top Qualifiers	Qual#	Laps	Race Time (Difference)		Round	Race	Pos in Race	Fast Lap
Morales, Cameron	1	13	5:18.778		2	6	1	23.407
Jacobs, Rick	2	12	5:03.696		2	6	2	23.375
Montiel, Christian	3	11	5:00.664		1	6	2	23.603
Prine, Jordan	4	11	5:17.268	16.60	1	6	3	24.776
Prine, Greg	5	11	5:21.087	3.819	2	6	3	26.725
Aguero, Larry	6	11	5:27.203	6.116	2	6	4	25.832

4wd Mod

Top Qualifier is Delfino, Scott 13/5: 22.036 (Rnd 1)

Round 2

7

Coral Springs RC Track Race Day

Ser#42318

Timing and Scoring by www.RCScoringPro.com

Sponsor	Driver Name	Car	Pos	Laps	Race Time	Behind	Fast Lap	Average Top 5	Top 10	Top 15	Q#
	Fales, Justin	6	1	14	5:23.403		21.414	21.769	22.119		1
	Mbrales, Fred	1	2	13	5:02.335		21.408	21.631	22.295		2
	Honcho, Mke	5	3	12	5:26.747		25.447	25.878	26.580		6
	Cox, Joshua	3	4	11	5:18.262		24.877	25.870	28.303		7
	Orell, Ed	2	5	10	4:17.267		24.094	24.582	25.727		4
	Lee, Pak	4	6	10	5:14.745	57.478	20.299	24.297	31.475		5
	Delfino, Scott	7	7	0							

Car#	1	2	3	4	5	6	7	8	9	10
	Morales	Orell	Cox	Lee	Honcho	Fales	Delfino			
1.	1/22.037	3/24.888	6/29.038	4/25.149	5/27.549	2/22.732				
2.	2/24.840	4/28.908	6/32.052	3/25.766	5/29.464	1/22.079				
3.	1/21.438	3/25.063	6/26.890	4/28.996	5/25.889	2/27.980				
4.	1/22.185	3/26.117	6/26.506	4/25.896	5/25.447	2/23.943				
5.	1/21.766	3/25.675	6/35.230	5/34.130	4/26.112	2/22.821				
6.	1/21.504	3/27.980	5/25.865	6/37.796	4/26.939	2/21.910				
7.	1/21.408	3/24.592	5/24.877	6/25.988	4/25.662	2/22.137				
8.	1/22.638	3/24.094	6/30.011	5/20.299	4/27.129	2/22.006				
9.	1/22.817	3/24.271	5/25.214	6/66.348	4/31.479	2/21.535				
10.	1/23.965	3/25.679	5/32.410	6/24.377	4/26.278	2/22.731				
11.	1/25.948		4/30.169		3/26.531	2/21.414				
12.	2/28.601				3/28.268	1/21.980				
13.	2/23.188					1/22.663				
14.						1/27.472				

Top Qualifiers	Qual#	Laps	Race Time (Difference)	Round	Race	Pos in Race	Fast Lap
Fales, Justin	1	14	5:23.403	2	7	1	21.414
Morales, Fred	2	13	5:02.335	2	7	2	21.408
Delfino, Scott	3	13	5:22.036 19.70	1	7	1	24.150
Orell, Ed	4	12	5:07.831	1	7	3	24.049
Lee, Pak	5	12	5:13.339 5.508	1	7	4	25.479
Honcho, Mike	6	12	5:26.747 13.40	2	7	3	25.447
Cox, Joshua	7	11	5:16.481	1	7	6	25.951

2WD Modified Buggy

Top Qualifier is Cook, Ayrton 13/5: 07.544 (Rnd 1)

Round 2

8

Coral Springs RC Track Race Day

Ser#42318

Timing and Scoring by www.RCScoringPro.com

Sponsor	Driver Name	Car	Pos	Laps	Race Time	Behind	Fast Lap	Average Top 5	Top 10	Top 15	Q#
	Delfino, Scott	1	1	13	5:23.487		23.964	24.282	24.616		3
	Cook, Ayrton	3	2	13	5:28.468	4.981	23.306	23.540	24.166		1
	Mntiel, Christian	8	3	12	5:13.880		23.816	24.493	25.087		5
	Hutton, Jonathan	7	4	12	5:17.275	3.395	24.511	25.021	25.643		7
	Jacobs, Rick	9	5	11	5:07.717		24.427	26.044	27.675		6
	Laos, "PacMan" Christopher	11	6	11	5:09.324	1.607	25.199	26.062	27.758		10
	Souza, Cesar	5	7	11	5:25.362	17.645	25.788	26.155	28.003		8
	Mbrales, Cameron	10	8	11	5:29.928	22.211	24.776	25.153	27.857		4
	Orell, Ed	6	9	9	5:23.078		27.787	31.026			11
	Mbrales, Fred	4	10	2	0:52.347		25.788				2
	Cooper, Jared	2	11	0							

Car# 1	2	3	4	5	6	7	8	9	10	
Delfino	Cooper	Cook	Morales	Souza	Orell	Hutton	Montiel	Jacobs	Morales	
1.	2/24.442		6/25.912	5/25.788	7/27.307	10/37.720	4/25.344	8/30.244	1/24.427	3/24.776
2.	1/24.653		2/23.748	6/26.559	8/29.499	10/27.787	4/25.728	7/25.423	5/26.936	3/25.304
3.	2/25.311		1/24.097		7/26.509	9/50.842	4/24.868	6/25.551	5/27.627	3/24.941
4.	3/25.782		1/24.591		7/29.877	9/27.907	4/24.511	6/23.816	5/25.131	2/24.884
5.	2/24.863		1/23.711		7/25.923	9/31.572	5/31.697	4/24.597	6/30.969	3/26.407
6.	1/25.251		2/28.777		7/28.811	9/33.342	5/24.838	4/24.373	6/29.492	3/25.859
7.	1/24.472		2/25.140		6/25.788	9/38.700	3/25.552	5/32.763	7/29.899	4/31.301
8.	1/23.964		2/23.306		8/33.758	9/34.524	3/26.004	5/25.333	6/26.845	4/26.653
9.	2/26.230		1/23.607		8/45.334	9/40.684	3/27.144	4/26.151	6/29.272	5/29.332
10.	2/25.314		1/24.225		8/26.084		4/29.147	3/24.772	7/30.239	5/39.111
11.	1/24.672		2/29.256		7/26.472		4/25.542	3/25.952	5/26.880	8/51.360
12.	1/24.374		2/23.326				4/26.900	3/24.905		
13.	1/24.159		2/28.772							

Car# 11	12	13	14	15	16	17	18	19	20
Laos									
1.	9/31.742								
2.	9/28.198								
3.	8/30.509								
4.	8/25.899								
5.	8/29.198								
6.	8/25.310								
7.	8/25.199								
8.	7/29.229								
9.	7/26.879								
10.	6/27.024								
11.	6/30.137								
12.									
13.									

Top Qualifiers	Qual#	Laps	Race Time (Difference)		Round	Race	Pos in Race	Fast Lap
Cook, Ayrton	1	13	5:07.544		1	8	1	22.426
Morales, Fred	2	13	5:22.846	15.30	1	8	2	22.929
Delfino, Scott	3	13	5:23.487	0.641	2	8	1	23.964
Morales, Cameron	4	12	5:12.135		1	8	3	24.115
Montiel, Christian	5	12	5:13.880	1.745	2	8	3	23.816
Jacobs, Rick	6	12	5:15.501	1.621	1	8	4	24.544
Hutton, Jonathan	7	12	5:17.275	1.774	2	8	4	24.511
Souza, Cesar	8	12	5:30.790	13.51	1	8	5	25.189
Cooper, Jared	9	11	5:01.606		1	8	6	24.500
Laos, "PacMan" Christopher	10	11	5:09.324	7.718	2	8	6	25.199

Pro 4 Mod (B Main)

Round 3

Top Qualifier is Fabiani, Massimo 12/5: 12.633 (Rnd 1)



Coral Springs RC Track Race Day

Ser#42318

Timing and Scoring by www.RCScoringPro.com

Sponsor	Driver Name	Car	Pos	Laps	Race Time	Behind	Fast Lap	Average Top 5	Top 10	Top 15	Q#
	Serio, Phil	2	1	10	5:13.269		26.765	29.711	31.327		9
	Hancock, John	3	2	10	5:13.843	0.574	27.237	28.458	31.384		10
	Aguero, Larry	6	3	9	5:20.053		30.227	33.555			11
	Lee, Hawkin	1	4	8	5:18.058		33.977	35.398			12
	Laos, "PacMan" Christopher	4	5	0							13
	Lee, Alain	5	6	0							14

Car#	1	2	3	4	5	6	7	8	9	10
	Lee	Serio	Hancock	Laos	Lee	Aguero				
1.	3/34.060	1/26.765	2/27.640			4/36.584				
2.	4/37.955	2/34.191	1/32.823			3/33.356				
3.	4/33.977	2/31.355	1/28.928			3/30.227				
4.	4/35.824	1/31.585	2/40.968			3/40.234				
5.	4/35.176	1/31.315	2/29.925			3/31.940				
6.	4/57.380	1/33.074	2/31.792			3/36.589				
7.	4/40.739	1/30.075	2/32.671			3/35.668				
8.	4/42.947	1/32.162	2/33.299			3/38.573				
9.		1/29.047	2/27.237			3/36.882				
10.		1/33.700	2/28.560							

Pro 4 Mod (A Main)

Top Qualifier is Fabiani, Massimo 12/5: 12.633 (Rnd 1)

Round 3

4

Coral Springs RC Track Race Day

Ser#42318

Timing and Scoring by www.RCScoringPro.com

Sponsor	Driver Name	Car	Pos	Laps	Race Time	Behind	Fast Lap	Average Top 5	Top 10	Top 15	Q#
	Cooper, Jared	8	1	12	5:20.251		23.992	24.727	25.684		8
	Fabiani, Massimo	7	2	11	5:09.427		24.967	26.303	27.754		1
	Prine, Greg	4	3	11	5:10.190	0.763	26.069	26.384	27.522		2
	Prine, Jordan	3	4	11	5:16.335	6.908	25.119	25.640	27.620		6
	Baio, Joe	5	5	11	5:17.871	8.444	25.569	26.172	28.173		4
	Orell, Ed	2	6	11	5:25.148	15.721	26.617	27.104	28.803		3
	Laos, Humberto	1	7	11	5:32.026	22.599	25.533	26.951	29.509		5
	Hancock, John	10	8	10	5:07.326		26.549	27.464	30.733		Bump
	Serio, Phil	9	9	10	5:15.722	8.396	27.364	29.034	31.572		Bump
	Jones, Jeff	6	10	9	4:30.132		26.958	28.532			7

Car#	1	2	3	4	5	6	7	8	9	10
	Laos	Orell	Prine	Prine	Baio	Jones	Fabiani	Cooper	Serio	Hancock
1.	8/34.074	4/28.940	10/40.133	1/27.719	7/32.496	3/28.821	5/31.025	2/28.727	9/39.611	6/31.585
2.	6/28.953	7/35.156	8/28.720	3/31.498	2/25.569	4/33.717	5/31.887	1/25.450	9/29.646	10/38.759
3.	8/32.497	4/27.697	7/25.870	3/26.514	2/25.887	6/30.910	5/28.940	1/23.992	9/28.731	10/27.880
4.	7/27.425	4/27.211	6/26.066	3/27.798	2/27.569	8/31.109	5/27.348	1/24.419	9/29.951	10/30.118
5.	6/27.236	4/26.964	8/33.537	2/26.973	3/34.132	7/28.390	5/29.359	1/25.043	10/32.138	9/28.760
6.	5/27.991	2/27.033	8/27.874	4/34.967	7/36.144	6/26.958	3/25.558	1/25.993	10/32.822	9/27.440
7.	8/36.933	3/28.822	6/26.597	2/26.213	7/28.431	5/28.349	4/28.865	1/24.750	10/29.479	9/32.864
8.	8/25.533	4/31.782	5/25.119	3/28.387	6/26.369	7/30.144	2/26.166	1/27.375	10/33.587	9/26.693
9.	6/28.613	9/37.117	5/31.274	3/27.899	4/27.010	7/31.734	2/27.838	1/27.898	10/27.364	8/26.549
10.	6/26.568	7/26.617	5/25.373	3/26.153	4/26.026		2/24.967	1/34.687	9/32.393	8/36.678
11.	7/36.203	6/27.809	4/25.772	3/26.069	5/28.238		2/27.474	1/25.431		
12.								1/26.486		

4wd Mod (A Main)

Round 3

Top Qualifier is Fales, Justin 14/5: 23.403 (Rnd 2)



Coral Springs RC Track Race Day

Ser#42318

Timing and Scoring by www.RCScoringPro.com

Sponsor	Driver Name	Car	Pos	Laps	Race Time	Behind	Fast Lap	Average Top 5	Top 10	Top 15	Q#
	Fales, Justin	6	1	14	5:10.156		20.250	21.172	21.528		1
	Mbrales, Fred	1	2	13	5:01.606		21.366	21.863	22.495		2
	Honcho, Mke	5	3	12	5:18.905		24.568	25.508	26.105		6
	Orell, Ed	2	4	12	5:22.789	3.884	23.931	24.556	25.443		4
	Lee, Pak	4	5	12	5:25.670	6.765	23.926	25.320	26.667		5
	Cox, Joshua	3	6	11	5:03.544		25.643	26.340	26.876		7
	Delfino, Scott	7	7	0							3

Car#	1	2	3	4	5	6	7	8	9	10
	Morales	Orell	Cox	Lee	Honcho	Fales	Delfino			
1.	2/21.366	6/28.272	4/27.523	5/28.085	3/25.446	1/20.250				
2.	2/22.917	4/25.830	5/27.022	6/28.019	3/24.568	1/21.989				
3.	2/25.767	6/34.846	4/28.415	5/29.877	3/28.739	1/25.809				
4.	2/21.954	6/25.096	4/26.056	5/24.934	3/27.106	1/21.774				
5.	2/22.518	5/25.042	4/27.026	6/29.121	3/26.033	1/21.629				
6.	2/24.286	5/24.417	4/26.797	6/24.204	3/26.438	1/22.730				
7.	2/21.900	4/25.680	5/26.703	6/28.583	3/26.638	1/22.932				
8.	2/23.723	4/24.438	5/26.501	6/23.926	3/25.531	1/21.672				
9.	2/22.170	6/33.513	4/25.643	5/26.282	3/26.871	1/21.549				
10.	2/25.123	6/24.952	4/27.073	5/27.274	3/25.961	1/21.164				
11.	2/21.923	4/23.931	6/34.785	5/28.112	3/26.457	1/22.355				
12.	2/22.197	4/26.772		5/27.253	3/29.117	1/21.405				
13.	2/25.762					1/21.492				
14.						1/23.406				

13.5 4WD Buggy (A Main)

Top Qualifier is Morales, Cameron 13/5: 18.778 (Rnd 2)

Round 3

7

Coral Springs RC Track Race Day

Ser#42318

Timing and Scoring by www.RCScoringPro.com

Sponsor	Driver Name	Car	Pos	Laps	Race Time	Behind	Fast Lap	Average Top 5	Top 10	Top 15	Q#
	Mbrales, Cameron	3	1	13	5:23.170		22.500	23.503	24.108		1
	Jacobs, Rick	4	2	12	5:09.261		23.915	24.218	24.977		2
	Mntiel, Christian	1	3	12	5:22.303	13.042	24.383	25.542	26.394		3
	Prine, Jordan	2	4	12	5:24.588	15.327	24.206	24.751	25.764		4
	Aguero, Larry	6	5	10	5:09.312		26.762	27.593	30.931		6
	Prine, Greg	5	6	0							5

Car#	1	2	3	4	5	6	7	8	9	10
	Montiel	Prine	Morales	Jacobs	Prine	Aguero				
1.	2/26.620	3/28.340	1/22.500	4/28.875		5/32.438				
2.	4/26.910	3/24.989	1/24.408	2/24.212		5/37.819				
3.	4/25.728	3/25.051	1/23.785	2/23.915		5/36.000				
4.	2/24.944	3/27.388	1/27.468	4/28.813		5/29.066				
5.	2/29.975	4/35.519	1/23.540	3/30.613		5/27.809				
6.	2/26.034	4/25.076	1/24.008	3/24.721		5/27.523				
7.	3/26.856	4/24.965	1/24.123	2/24.615		5/34.283				
8.	3/26.934	4/31.432	1/26.425	2/25.194		5/26.762				
9.	3/28.386	4/24.206	1/26.899	2/25.338		5/26.806				
10.	3/24.383	4/26.608	1/24.053	2/24.388		5/30.806				
11.	3/27.863	4/24.542	1/23.684	2/24.184						
12.	3/27.670	4/26.472	1/24.554	2/24.393						
13.			1/27.723							

